

# ASIAN AMERICAN PACIFIC ISLANDERS COMMUNITY COMMISSION



## 2020 REPORT FOR CLARK COUNTY



# WELCOME MESSAGE

---



The **Asian American Pacific Islander Community Commission** (AAPICC) of Clark County is proud to present to you this comprehensive insight of the fastest growing multi-culture population in Clark County, Nevada for more than two decades now --- the Asian American and Pacific Islander (AAPI) community.

This report, which fulfills the first of three phases of our sworn duties as AAPI Commissioners, defines the history, population, socio-economic needs, organizations, and leaders of several cultural groups that comprise the AAPI community in our county.

This report also represents the concerted effort of: (1) each member of the AAPI Commission who gathered and submitted data and survey results; (2) selected research writers and consultants from the academe; and (3) friends and supporters in the AAPI community who helped in many different ways because they understand the value of this report.

We sincerely thank the Board of Clark County Commissioners who unanimously approved the creation of the AAPI Community Commission that we now serve.

We especially thank Clark County Commissioner **Tick Segerblom** and former Commissioner on the President's Advisory Commission on AAPIs, Ms. **Rozita Lee**, who both advocated for the revival of the defunct Asian Commission of Clark County with a fervent hope that its original mission of having a much needed AAPI Center will be manifested.

To everyone who took part in completing this report, we sincerely thank you and share with you the honor of presenting this report to the Board of Clark County Commissioners.

In God we trust.

ASIAN AMERICAN PACIFIC ISLANDER  
COMMUNITY COMMISSION OF CLARK  
COUNTY



# CONTENTS

<b>Welcome</b>	<b>1</b>
<b>Overview of Asian American Pacific Islander Americans (AAPICC) of Clark County</b>	<b>3</b>
<b>History of the County Asian American Pacific Islander Commission</b>	<b>4</b>
<b>Foreword</b>	<b>5</b>
<b>Introduction</b>	<b>6</b>
<b>Profiles of AAPICC</b>	<b>7</b>
Afghan	8
Asian Indian	9
Bangladeshi	10
Bhutanese	11
Burmese	12
Cambodian	13
Chinese	14
Filipino	15-16
Hmong	17
Japanese	18-19
Korean	20-21
Laotian	22
Malaysian	23
Native Hawaiian & Pacific Islander	24-25
Pakistani	26
Samoan	27
Sri Lankan	28
Taiwanese	29
Thai	30
Vietnamese	31-32
<b>Resources</b>	<b>33-35</b>
<b>AAPICC Commission Surveys Summary</b>	<b>36-38</b>
<b>Recommendations</b>	<b>39-40</b>
<b>Donations Report</b>	<b>41-51</b>

## COMMISSION MEMBERS

**Marietta "Margie" Gonzales**, Chairwoman  
**Tuan Pham**, Vice Chairman

**Allen Mallari**

**Arlene Anita Markthepharack**

**Arun Gupta**

**Craig Valdez**

**Daniel Lee**

**Divya Narala**

**Dorinda Burnet**

**Fayyaz Raja**

**Jeannie Kim**

**Rica Tamura**

**Sharifa Wahab**

**Sonny Vinuya**

**Vida Chan Lin**

## CLARK COUNTY NEVADA

**Emily Nowlin**, County Liasons  
emily.nowlin@clarkcountynv.gov

**Beatriz Martinez**, County Liasons  
Beatriz.Martinez@ClarkCountyNV.gov

**Gloria Wells**, Secretary  
Gloria.Wells@ClarkCountyNV.gov

## RESEARCH & EDITING TEAM

**Octavio Posada**, Community Health Consulting  
octavio@commhealthconsulting.com

**Jean Munson**, Women's Research Institute of  
Nevada  
wrin@unlv.edu

## BACKGROUND

Pursuant to Clark County Ordinance No. 4709, the Asian-American Pacific Islanders Community Commission (Commission) was re-established at the July 16, 2019 Board of County Commissioners (Board) meeting.

The purpose of this Commission, pursuant to County Code, Chapter 3.64, is to:

- (a) Identify the various Asian-American and Pacific Islander communities in the county;
- (b) Identify the population of each community;
- (c) Research and describe the history of each community;
- (d) Identify the leaders and organizations of each community;
- (e) Identify the social and economic needs peculiar to each community and the Asian-American and Pacific Islander communities in general;
- (f) Have the ability to accept donations as authorized by the Board of County Commissioners to meet the research needs identified, as well as to host a resource conference and conduct a feasibility study regarding the development of a cultural center; and
- (g) Report the findings of the Commission and recommendations to address identified needs.

# HISTORY OF THE COUNTY ASIAN AMERICAN PACIFIC ISLANDER COMMISSION

By Rozita Villanueva Lee

*GOVERNOR MILLER TO SIGN FIRST ASIAN BILL.* This was the headline of the July 1-31, 1995 Asian Pacific Journal Newspaper.

That Asian Bill was Assembly Bill 525 authored by the late Assemblywoman Genevieve “Gene” Wines Segerblom (D-District 22) which mandated that counties whose population is 400,000 or more will create a commission with a task to study the Asian Pacific American (APA) community.

In the newspaper article, Editor Paul Gorre wrote: “In an unprecedented move, the state’s lawmakers on July 2, 1995 gave political power to the Asian Pacific American (APA) community with the passage of AB 525. This is the very first ordinance in Nevada’s history that solely benefits the burgeoning APA community.”

With the passing of this Bill it was then incumbent upon the Clark County Board of Commissioners to establish an Asian American Community Commission. Chairman of the CC Board of Commissioners at that time was Yvonne Atkinson Gates. Under her leadership 15 members of the APA community were appointed with Attorney Benson Lee as Chair and Hae Un Lee, owner of Lee’s Discount Liquors as Vice-Chair. I was among those appointed to the Commission and we served for almost two years. The Commission was not activated at the end of our term.

In November of 2018, a group of APA leaders got together to discuss issues of the communities and decided to focus on erecting a Community Center to serve our diverse APA communities. We named ourselves the East West Center Group. In the group were Hui Lim Ang, Dorinda Burnett, Fayyaz Raja, Margie Gonzales, Emily Higby, Rozita Lee, Marc Matsuo, Pastor Allen Mallari, and Tuan Pham. We approached newly elected Commissioner Tick Segerblom for advice and met with him regularly. It was during one of those meetings that Commissioner Segerblom suggested that we needed to tie in with the County in some way so we could get some help regarding the Center. It was then that I reminded him that there was already an entity in the County and it just needed to be reinstated. It was an entity that his mother had championed back in 1995.

From then on we concentrated on strategizing to reinstate the Asian American Community Commission and visited each CC Board Commissioner for support. We gave them the following reasons for reinstating the Commission: \*Asian Americans and Pacific Islander demographics are rising in Las Vegas Metro Area, faster than any other ethnic group. \*An APA Commission would be able to research and address issues such as poverty, unemployment, limited English related issues, housing, health, social services, education, etc. \*Assist the County in being an effective liaison and conducting outreach with APA communities through information dissemination. \*Provide a platform for the county to create information, awareness and education of countywide services that are currently addressing concerns and issues. \*Pave the way towards creating a Central location, a Community Center for APAs. \*Institute the history and contributions of the Asian Pacific Americans in the County.

The proposal for reinstating the APA Commission was accepted and approved, applications accepted and decided upon, and on Wednesday, October 9, 2019 the Asian American Pacific Islander Community Commission was reinstated and appointees sworn in.

# FOREWORD

---

Las Vegas is a real place with real people. Of the many vibrant communities that have blossomed in the desert over the last couple of decades, Asian Americans and Pacific Islanders (AAPI) are one of the fastest growing. Since 1980, Vegas' AAPI population has grown dramatically from a few thousand to about 250,000. In the 1990s alone, when the city's entire population grew to about 1.5 million people, the number of AAPI increased by 260% (Latinos grew by 262%).

This shift is more than demographic. The arrival of different Asian ethnic groups--Filipinos, Chinese, Thai, Vietnamese--who brought their unique and dynamic cultures, bilingualism, perspectives, ideals, labor, and everyday lifeways, has had a profound impact on the city. Their presence is wide-ranging, at once social, cultural, economic, and political. They are visible in Vegas' built landscape and experienced--heard, smelled, and tasted--from strip-mall restaurants and grocery stores, to casinos and residential neighborhoods. As they struggled to build lives here, AAPI's have cultivated a sense of community and roots, remaking Vegas into a place that is anything but "transient."

And they remade *themselves* in the process. This report profiles the many challenges and issues that emerged for AAPI communities in Las Vegas amid these transformations. From employment assistance and education programs to health care and immigration services, the report offers the best appraisal to-date of the needs and desires of this diverse and ever-changing population. More, it is a call to action. It inspires more documenting of the histories and contemporary experiences of AAPI's in Vegas, and pushes us to rethink our perception and interpretation of Vegas itself.

There is much to be learned through AAPI Las Vegas, and we need to learn it now more than ever. Many of the most critical debates and problems confronting Las Vegas and American culture and society as a whole has been playing out in the city's AAPI communities: racial and ethnic inclusion, multiculturalism and civic identity, racial discrimination, xenophobia, immigrant adjustment and integration, globalization, political participation, suburbanization, undocumented migration, and much more.

This report presents a glimpse of what Vegas, and perhaps the rest of the country, will look like moving forward--who we are, where we want to go, and what we want to be. It delivers a usable past for anyone committed to imagining and building a more inclusive, robust, and equitable Vegas future.

**Constancio Arnaldo**, Assistant Professor  
Interdisciplinary Studies, Gender and Sexuality Studies, Asian American Studies  
University of Nevada, Las Vegas

**Mark Padoongpatt**, Director of Asian and Asian American Studies  
Associate Professor of Asian and Asian American Studies; Interdisciplinary Studies  
University of Nevada, Las Vegas





# INTRODUCTION

## PURPOSE OF THE REPORT

The purpose of this report is to highlight data collected by the recently established Asian American Pacific Islander Community Commission (AAPICC), according to the Clark County Ordinance No. 4709. The report's data was obtained from the Clark County Board Commission's research forms and AAPI Survey Questionnaires distributed by the AAPICC from February 2020 through May 2020.

## DATA SOURCES & METHODOLOGY

### American Community Survey (ACS)

This is an ongoing survey conducted by the United States Census Bureau that collects information via mail, phone, and in-person visits to collect different types of data, including but not limited to income, job, and occupation, educational attainment, among other topics.

### 2010 United States Census

The 2010 Census counted every person living in the United States and five territories who completed the 2010 Census form by phone or by mail. Like the American Community Survey, the Census collects demographic information, but in more detail and from a broader scope of topics.

**AAPI Research Form:** AAPI Commissioners were tasked with collecting information for the following 19 Asian American and Native Hawaiian & Pacific Islanders (NHPIs) communities: \*Afghan; \*Asian Indian; \*Bangladeshi; \*Bhutanese; \*Burmese; \*Cambodian, \*Chinese, \*Filipino, \*Hmong; \*Japanese; \*Korean; \*Laotian; \*Malaysian; \*Native Hawaiian & Pacific Islanders; \*Pakistani; \*Sri Lankan; \*Taiwanese; \*Thai; & \*Vietnamese. For each ethnic group, the AAPI form assessed the population size (based on U.S. Census, 2017 American Community Service (ACS) data); History of the community; Social & Economic Needs; and information for local community leaders and organizations. **NOTE: When information was not available for any of the four research areas, data from 2010 and 2017 U.S. Census/ACS was researched and included in this report.**

**AAPI Survey Questionnaire:** This survey questionnaire consisted of a total of thirteen questions: Demographics (11), Likert Scale (2), and Ranking (1). The Survey Questionnaire was made available in English, Vietnamese, and Chinese. Survey participants had the option to specify the ethnicity they most identified with, languages spoken at home; the importance of promoting their ethnic culture; and Ranking of 15 services they may or may not have received. An electronic version of the survey questionnaire was created and distributed through the SurveyHero web platform. All completed surveys were entered into SurveyHero's platform for collection and analysis of data.

## RESULTS OVERVIEW

With the information collected from the AAPI Research forms, Individual profiles for all 19 were created and included within this report. Results from the Survey Questionnaire showed that a total of **321** surveys were processed through SurveyHero. The top three groups of respondents identified as Asian only (n=85), Filipino only (n=63), and Japanese only (n=22). Most of the respondents (n=29) reported living in Spring Valley, Las Vegas, and Paradise, Las Vegas (n=21). 185 identified as Female, and 136 as Male. Most of the respondents were single (150 responses); the average age (in years) was 42, with the youngest participant being 18 and the oldest 90. A Bachelor's degree (n=161), and Some College (51) were the top two for educational attainment. The majority (n=185) of the respondents were employed, and 31 were business owners. Earning less than \$25,000 received the top response of 100 participants for annual income. A high percentage of responses (n=185) showed that preserving their ethnic culture was very important, compared to 3 % (n=10), who thought it was not important. Elder Care Services were less commonly received (n=299) when compared to Education (n=121) and Health Care (n=131). The top-ranked services reported were: Education Programs (Rank=1); Health Care/Wellness (Rank=2); and Employment/Job Assistance (Rank=3). Please refer to the AAPI Survey Summary section in this report for more detailed information.

# ASIAN AMERICAN PACIFIC ISLANDERS PROFILES

2020 REPORT FOR CLARK COUNTY





# AFGHAN

Population: Not tracked in 2010 Census Data  
2017 ACS 1-Year Estimates: Information not available

## History

The first Afghan to come to Las Vegas, Nevada was on February 10, 1973. His name was Nesar Beria (he died in 2019) and his wife's name was Shukria Beria. In 2017, the Afghan population was about 8,000 people and over 500 families have lived in Las Vegas, Nevada. In the past two years, there has been an increased amount of refugees who came to the United States from the country of Afghanistan while some Green Card holder refugees came from Turkey.

There are currently two Afghan organizations in Las Vegas, Nevada - The American Afghan South Asian Middle Eastern Chamber of Commerce and the Nevada Peacemakers Lions Club - both of whom are presided by Sharifa Wahab, a very active Afghan community leader in Clark County.

There are several Afghan-owned businesses in Las Vegas, Nevada such as restaurants, dental offices, doctors' offices, smoke shops, car dealerships, gas stations, real estate agencies, boutiques, wholesale stores, fast food restaurants, mechanic shops, Adult Day Care and other home health care facilities.

Source: Research submitted by Sharifa Wahab

## Social & Economic Needs

The following information is for the United States.

Afghan Americans have found occupations in a variety of careers. The growing number of Afghan and Middle Eastern restaurants in this country is a testimony to their hard work and excellent cuisine. For many Afghan Americans who are college-educated, their positions in government or American industry are prestigious ones. For many other immigrants, the route to economic stability was in self-sufficiency. Thus, many exert themselves in sales of ethnic items at flea market and garage sales. Immigrants to the San Francisco Bay area have found work in computer components companies. Others, especially first-generation immigrants, work as taxi cab drivers, babysitters, and convenience store owners and workers. Their children, earning a high school diploma and college degree, soon move into their own professional careers in ways identical to that of all other Americans. Afghan American men especially have found it difficult to achieve positions befitting their experience, education, and economic needs. They have often found it necessary to apply for public assistance, contributing to their sense of the difficulty of life in the United States. Even in those families that have achieved some measure of success and financial stability, there has been a cost, both in time expended and in the loss of traditions. In families in which virtually every member of the family works, perhaps at more than one job, the wholeness of a family becomes fragile, and the cultural roles played by each family member begin to disintegrate. This economic necessity extends even to the children in Afghan American families, who often work rather than engage in extracurricular activities or other community or school programs. The need to constantly work to survive inevitably contributes to an immigrant community's sense of otherness, its isolation, and its lack of acculturation. Despite these obstacles, changes have come to the Afghan American community. These changes include increases in the rate of home ownership and increased numbers of youth going on to higher education and professional school.

Source: <https://www.everyculture.com/multi/A-Br/Afghan-Americans.html>

## Community Leaders & Organizations

Listed in the following order of available information: Name, Address, Phone Number, Email, Contact person, and Notes

<b>American Afghan South Asian Middle Eastern Chamber of Commerce</b> 702-234-9088 / 702-955-8345, firstlasvegashealthcare@yahoo.com  Contact: Sharifa Wahab	<b>Nevada Peacemakers Community Foundation</b> 702-234-9088 / 702-955-8345, firstlasvegashealthcare@yahoo.com  Contact: Sharifa Wahab	<b>Nevada Peacemakers Lions Club</b> 702-234-9088 / 702-955-8345, firstlasvegashealthcare@yahoo.com  Contact: Sharifa Wahab
--	---	---

# ASIAN INDIAN

Population (Clark County): 8,533 in 2010 Census Data  
 2017 ACS 1-Year Estimates: 15,844 (Clark County, Nevada)

## History

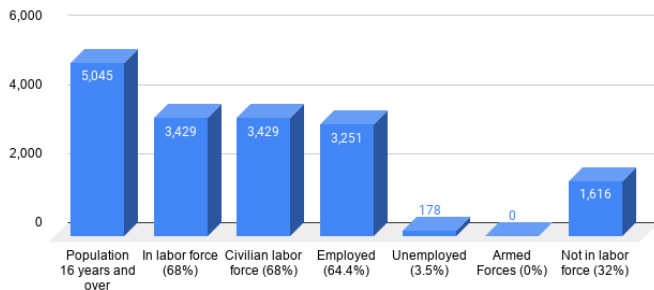
- Arrived in late **1960s** for Nevada
- **1970s** several bachelors that were in careers of physicians, professors, architects, motel owners, engineers, and two students at UNLV with 20 to 25 families move to Nevada.
- **1970s to 1980s** more vigorous migration when 5 PhD's join the UNLV faculty
  - 4,800 Indians and 2,100 Pakistani and Bangladeshi combined during this move

Source: Satish Sharma

## Social & Economic Needs

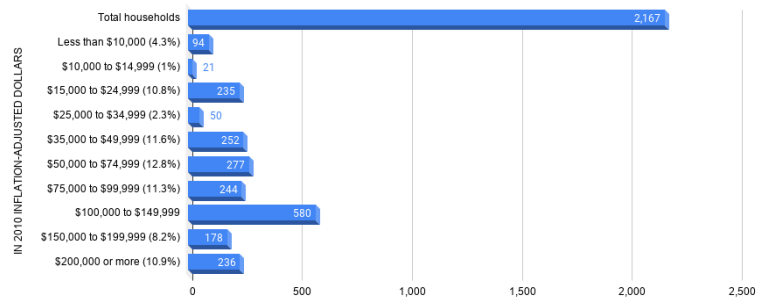
The following information is for Clark County, Nevada.

**EMPLOYMENT STATUS (Asian Indian)**



2010 ACS 5-Year Estimates Selected Population Data Profiles | Clark County, Nevada

**INCOME (Asian Indian)**



2010 ACS 5-Year Estimates Selected Population Data Profiles | Clark County, Nevada

## Community Leaders & Organizations

Listed in the following order of available information: Name, Address, Phone Number, Email, Contact person, and Notes

<b>Ekal Las Vegas</b> www.ekal.org	<b>Friends of India</b> Foilv501@gmail.com Contact: Mahendra Mehta	<b>Indian Students Association Maitri</b> 702-890-8637, paliwal@unlv.nevada.edu	<b>LV India Chamber of Commerce</b> 702-339-9004, ritavaswani@gmail.com Contact: Rita Vaswani	<b>Iskon of Las Vegas</b> 8825 Escondido St Las Vegas, NV 89123	<b>Sai Baba</b> 4092 Meadow Grove Ave Las Vegas, NV 89120
---------------------------------------	--	---	--	--	--

# BANGLADESHI

Population (Clark County): 136 in 2010 Census Data  
2017 ACS 1-Year Estimates: Information not available

## History

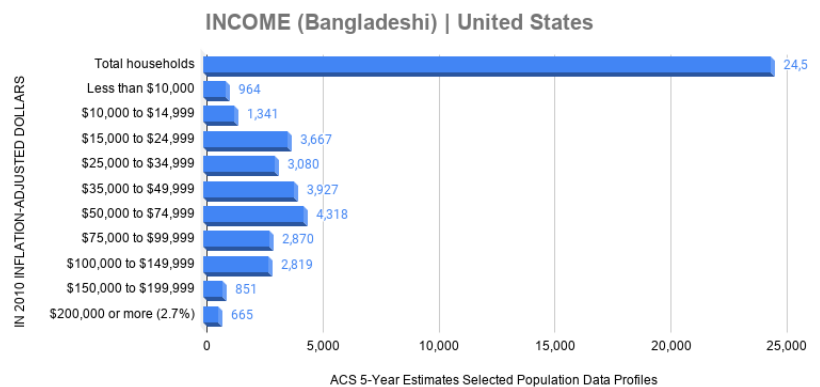
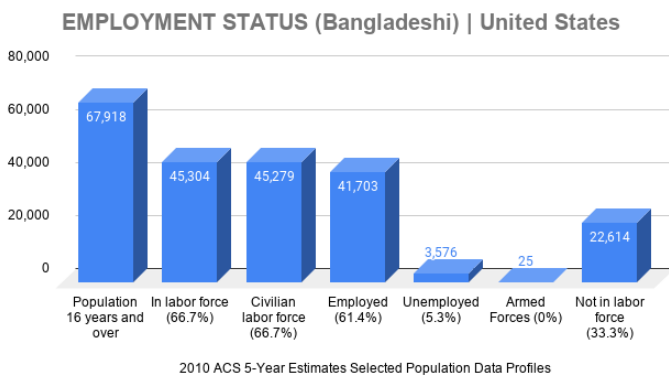
The first person from Bangladesh to come to Las Vegas, Nevada was Mir Sha Fajir. Mir Sha came to Las Vegas, Nevada in 1970 and died in 2017. He worked in the casino as an executive. Another, Bangladeshi who came to Las Vegas, Nevada after Mir Sha was Dr. Chawdary. Dr. Chawdary came to the United States in 1978 and retired as a heart surgeon a few years ago.

There have been over 250 families from Bangladesh who have come to Las Vegas, Nevada. There may be no organization in Las Vegas for this community but there are a great number of businesses run by them such as doctors' offices, computer science offices, and engineer offices. One of the businesses that is run by one of those families is called American Soils Engineering. The owner of this company is Qamruzzaman Babul, Pe.

Source: Research submitted by Sharifa Wahab

## Social & Economic Needs

The following information is for the United States.



## Community Leaders & Organizations

Listed in the following order of available information: Name, Address, Phone Number, Email, Contact person, and Notes

**Bangladeshi-American Community of Las Vegas**  
@BCofLV on Facebook

# BHUTANESE

Population (Clark County): 156 in 2010 Census Data  
2017 ACS 1-Year Estimates: Information not available

## History

- A total of 316 refugees from Bhutan resettled in Nevada from 2008 to 2018:
  - Before 2008: 0; 2008: 38; 2009: 115; 2010: 27; 2011: 19; 2012: 48; 2013: 20; 2014: 18; 2015: 8; 2016: 12; 2017: 6; 2018: 5

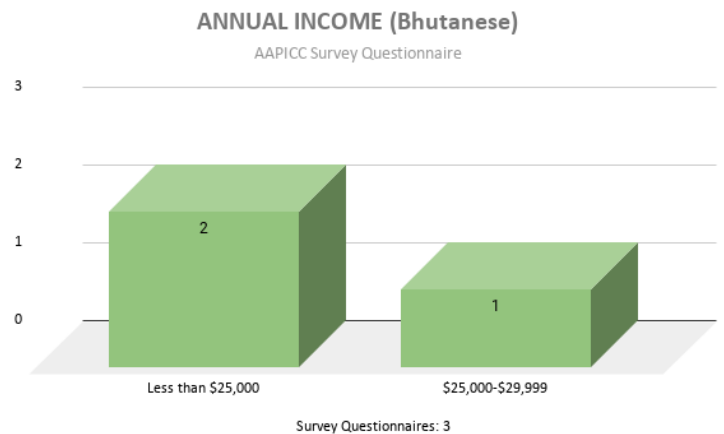
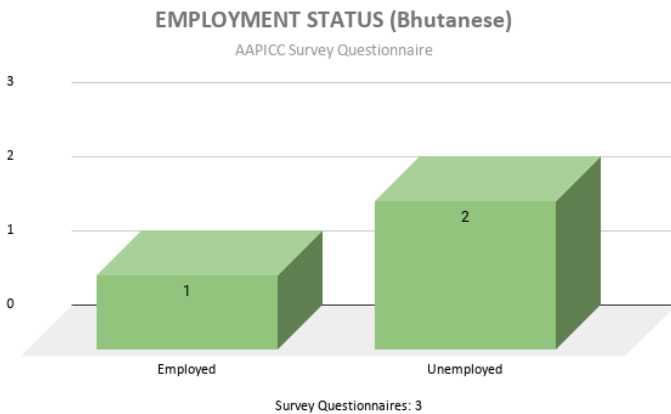
Source: <https://data.redding.com/refugee/nevada/bhutan/>

- Per 2 recognized \*members of the Bhutanese community, there are NO organizations established in Clark County up to this time.

Source: Khuber Poudel (no longer a resident of NV, residing in Akron Ohio now), Community Leader Anil Neopaney (a resident of Clark County), Community Leader

## Social & Economic Needs

The information below is from 3 Asian American Pacific Islander (AAPI) Survey Questionnaires.



## Community Leaders & Organizations

Listed in the following order of available information: Name, Address, Phone Number, Email, Contact person, and Notes

No information is recorded, published, and collected at this time that is specific to the Clark County area.

# BURMESE

Population (Clark County): 281 in 2010 Census Data  
2017 ACS 1-Year Estimates: Information not available

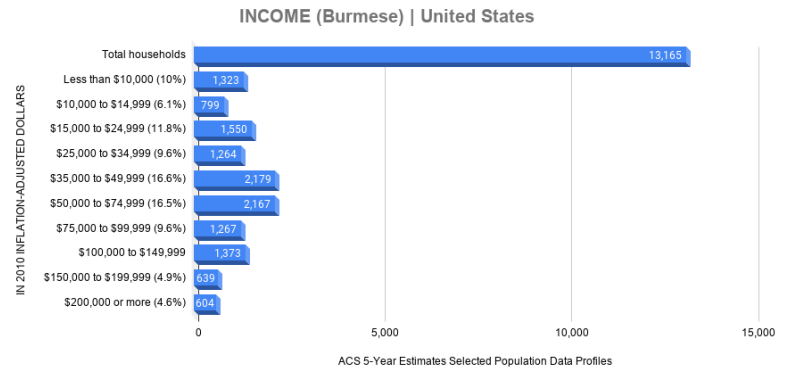
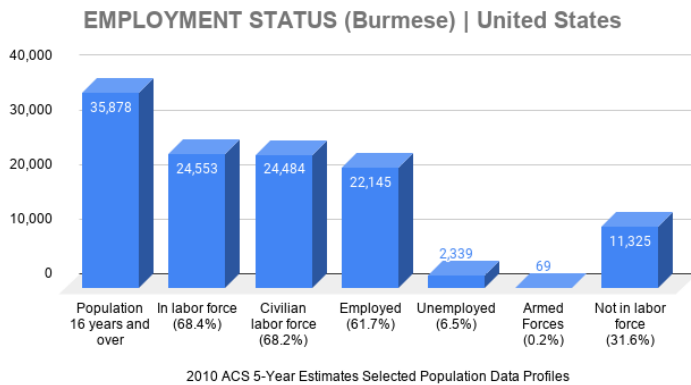
## History

There are approximately 20 families residing in the Clark County area.

Source: Ajahn Chaiya

## Social & Economic Needs

The following information is for the United States.



## Community Leaders & Organizations

Listed in the following order of available information: Name, Address, Phone Number, Email, Contact person, and Notes

### Chaiya Meditation Monastery

7925 Virtue Court Las Vegas, NV 89113, [www.chaiyacmm.org](http://www.chaiyacmm.org)

Contact: Ajahn Chaiya

Ajahn means teacher. This organization brings together multiple AAPI communities such as Thais, Laotians, Cambodians, and more.

# CAMBODIAN

Population (Clark County): 1,120 in 2010 Census Data  
2017 ACS 1-Year Estimates: Information not available

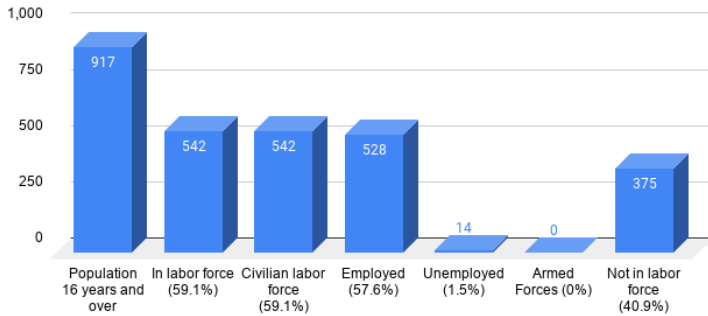
## History

No information is recorded, published, and collected at this time that is specific to the Clark County area.

## Social & Economic Needs

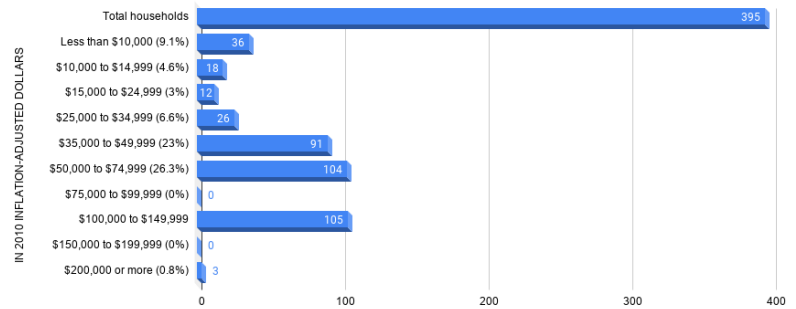
The following information is for Clark County, Nevada.

**EMPLOYMENT STATUS (Cambodian)**



2010 ACS 5-Year Estimates Selected Population Data Profiles | Clark County, Nevada

**INCOME (Cambodian)**



2010 ACS 5-Year Estimates Selected Population Data Profiles | Clark County, Nevada

## Community Leaders & Organizations

Listed in the following order of available information: Name, Address, Phone Number, Email, Contact person, and Notes

**Chaiya Meditation Monastery**

7925 Virtue Court Las Vegas, NV 89113, [www.chaiyacmm.org](http://www.chaiyacmm.org)

Contact: Ajhan Chaiya

Ajahn means teacher. This organization brings together multiple AAPI communities such as Thais, Laotians, Cambodians, and more.

# CHINESE

Population (Clark County):(except Taiwanese) - 23,516 in 2010 Census Data  
 2017 ACS 1-Year Estimates: 29,123 (Clark County, Nevada)

## History

- **1920s** Discriminated to work at Hoover Dam, Chinese opened up restaurants like Silver Cafe which accommodated 94 people. In 1922, Sui Fong opened the Rainbow cafe during the Great Depression and provided free meals.
- **1930s** Chinese Americans first obtained Gaming licenses. Harry Lee Fong and Rose Fong opened the West Side Club in 1940s to cater to African Americans that weren't welcomed in major casinos. Civil rights movement ended casino discrimination making Chinese owned or operated casinos for African Americans obsolete.
- Post War Era is when major casino owners interested in attracting Asian and Asian American gamblers to Las Vegas. Bugsy Siegel opened the Flamingo hiring Chinese American entertainers, including Frances Fong.
- **Mid 1960s** Shortage of Western trained medicine. Chinese and Chinese Americans began to open Western based practices in radiology, surgery, gynecology, dentistry, and law.
- **1970s** Chinese are present in entertainment with 1 to 2 night shows; pai gow and keno are introduced.
- **1990s** Asian American female dealers outnumber Asian American men deals, perhaps because of sex appeal.

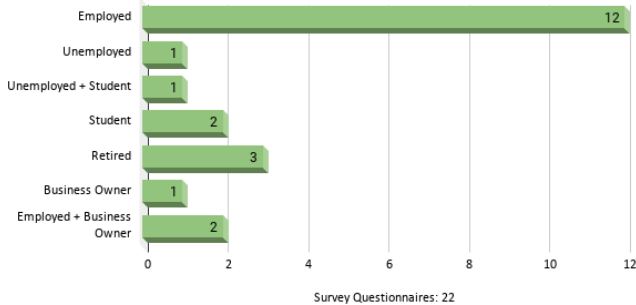
Source: Simich, Jerry L, Thomas C Wright, and ProQuest. The Peoples of Las Vegas : One City, Many Faces. Reno: U of Nevada, 2005.Print. Wilbur S. Shepperson Ser. in Nevada History.

## Social & Economic Needs

The information below is from 22 Asian American Pacific Islander (AAPI) Survey Questionnaires.

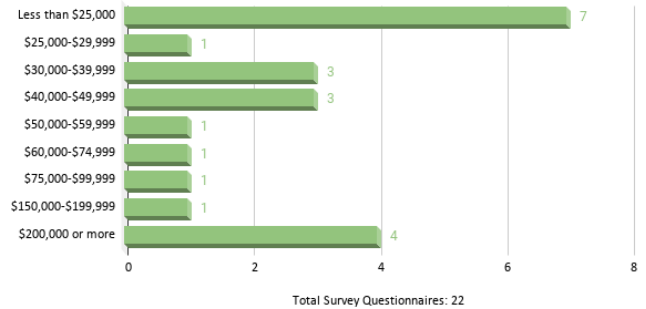
**EMPLOYMENT STATUS (Chinese)**

AAPICC Survey Questionnaire



**ANNUAL INCOME (Chinese)**

AAPICC Survey Questionnaire



## Community Leaders & Organizations

Listed in the following order of available information: Name, Address, Phone Number, Email, Contact person, and Notes

<b>American Buddha Center</b> 4089 Renate Dr. Las Vegas, NV 89103, 702-997-9590	<b>Asian Chamber of Commerce</b> 6431 W. Sahara Ave. #280 Las Vegas, NV 89146, 702-737-4300	<b>Asian Community Development Council</b> 4276 Spring Mountain Rd. Las Vegas, NV 89102, 702-489-8866	<b>Chinese American Association</b> 702-378-9596	<b>Chinese American Citizens Alliance</b> 702-688-0951	<b>Lantian Cultural Center</b> 8668 Spring Mountain Rd. #101 Las Vegas, NV 89117, 702-285-3051	<b>Las Vegas Chinese Culture Foundation</b> 8808 Canyon Spring Dr. Las Vegas, NV 89117, 702-596-8189
<b>Las Vegas Chinese Headline New Media</b> 626-342-6317	<b>Las Vegas Chinese for Peaceful Unification</b> 702-358-7151	<b>Las Vegas Chinese Writers Association</b> 702-896-3833	<b>Las Vegas Tianjin Association</b> 5597 Spring Mountain Rd. Las Vegas, NV 89146, 702-769-3500	<b>Las Vegas Philharmonic</b> 1412 S. Jones Blvd. Las Vegas, NV 89146, 702-254-5438	<b>Nevada Chinese Association</b> 702-498-5578, ruomeiw72@gmail.com Contact: Ruomei Wang  Currently 500+members	<b>Richest Life</b> 8668 Spring Mountain Rd. 113 Las Vegas, NV 89117, 714-800-9018

# FILIPINO

Population (Clark County): 86,735 in 2010 Census Data  
 2017 ACS 1-Year Estimates: 122,095 (Clark County, Nevada)

## History

- **1920s** 5 Filipinos in Nevada that left California during the Great Depression. Filipinos served as busboys and Hoover Dam laborers. Bachelor group known as “the Untouchables” (15-16 men) lived in a 3 bedroom home as casino workers who would later become instrumental in encouraging California Filipinos to seek work with them in Casinos.
- **1930s** Rudy Roque Legaspi Oquendo was deputy sheriff in the day & bartender at night
- Post World War I, named most educated Filipino in LV was a postal worker name Ven Manois who held an accounting degree.
- **1952** Rudy Crisostomo can be credited for neon marquees famously known as the Sands, Dunes, Circus Circus, Binions, Luxor, Whiskey Petes, and Rio. He had a design degree from Texas.
- **1990** Nursing shortage. Direct recruitment from the Philippines addresses local shortages like Nursing & CCSD Special Education. Every 10 years (1990-2000-2010) showed an increase of Filipinos. 2005 marked them as the largest ethnic Asian group that continues to grow to this day.
- Clark County is one of the top 4 counties that felt the Filipino Migration. The other 3 counties are Los Angeles, San Diego, and Honolulu with Filipino residents from these counties moving into Clark. Retirees from Chicago and California could afford down payments between \$150,000 to \$200,000 for homes in Clark.

Source: Simich, Jerry L, Thomas C Wright, and ProQuest. The Peoples of Las Vegas : One City, Many Faces . Reno: U of Nevada, 2005. Print. Wilbur S.Shepperson Ser. in Nevada History.

- Las Vegas attracts Filipinos for basically two reasons—its casinos and hospitals and health care facilities. Casinos are always in demand of waiters and waitresses, bartenders, dealers, security guards and hotel workers—and many Filipinos find jobs here.
- **1997:** Judge Cedric Kerns, whose mother is Filipino, was the first Fil-Am to be elected in Nevada's history when he won a seat as a municipal judge.

Source: Eljera, B. B. (2014, April). What’s in the Cards for Filipinos in Las Vegas. Positively Filipino.  
<http://www.positivelyfilipino.com/magazine/whats-in-the-cards-for-filipinos-in-las-vegas>

- **2001-2021** Cheryl Moss is a judge for Department I of the Nevada 8th Judicial District Court Family Division. She assumed office on January 2, 2001. Her current term ends on January 3, 2021.

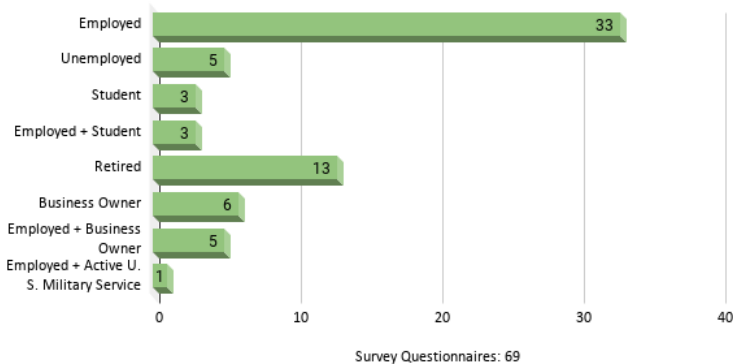
Source: Ballotpedia. (2020, August). Cheryl Moss. Ballotpedia. [https://ballotpedia.org/Cheryl\\_Moss\\_\(Nevada\)](https://ballotpedia.org/Cheryl_Moss_(Nevada))

## Social & Economic Needs

The information below is from 69 Asian American Pacific Islander (AAPI) Survey Questionnaires.

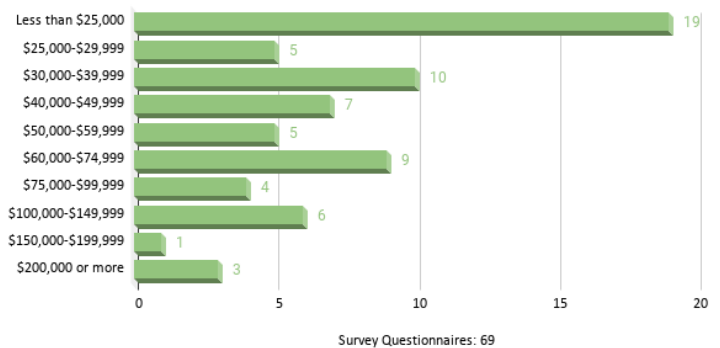
### EMPLOYMENT STATUS (Filipino)

AAPICC Survey Questionnaire



### ANNUAL INCOME (Filipino)

AAPICC Survey Questionnaire





# Community Leaders & Organizations

Listed in the following order of available information: Name, Address, Phone Number, Email, Contact person, and Notes

<p><b>Alpha Phi Omega Fraternity (APO)</b> Johnsanchez4152@yahoo.com Contact: John Sanchez</p>	<p><b>Balayan Association of Las Vegas</b> Lopezresty@aol.com Contact: Resty Lopez</p>	<p><b>Bicolnon Association Of Las Vegas (BALV)</b> Loanmarlon@yahoo.com Contact: Marlon Multo</p>	<p><b>Bohol Association of Las Vegas</b> Alohadrublin@cox.net Contact: Romeo Dublin</p>	<p><b>Candonian of Nevada</b> Impersera@cox.net Contact: Serafin Imperial</p>	<p><b>Cavite Association of Nevada (CAN)</b> jruelb@yahoo.com Contact: Ruel Rodriguez</p>	<p><b>Elderly Care Home Organization (ECHO)</b> Dorothy0314@yahoo.com Contact: Dorothy Domingo</p>
<p><b>FEUDNR School of Medicine Alumni Foundation - NV Chapter</b> lindafabito@gmail.com Contact: Dr. Melinda Fabito</p>	<p><b>Fil Am Chamber of Greater Nevada</b> tccusa1@gmail.com Contact: Collete Manaos</p>	<p><b>Fil Am Civic Action Internationa I (FACAI)</b> Tagacay13@yahoo.com Contact: Tom Tagacay</p>	<p><b>Fil Am Heritage Foundation</b> raronmd57@gmail.com Contact: Dr. Romualdo Aragon,</p>	<p><b>Fil Am In POWER</b> amiebelmonte@yahoo.com Contact: Amie Belmonte</p>	<p><b>Fil Am Scholarship Foundation and Outreach Services (FASFOS)</b> Contact: Jennifer Cabardo</p>	<p><b>Filipiniana Dance Company</b> Jacqueline@dejoya.us Contact: Jacque De Joya</p>
<p><b>Filipino American Heritage &amp; Arts Museum</b> salveedelman@gmail.com Contact: Salve Edelman</p>	<p><b>Filipino American Media Association of Nevada (FAMAN)</b> Mikestajuana@gmail.com Contact: Michael Sta. Juana</p>	<p><b>Filipino Veterans Group (FilVets)</b> LeoFortuno@cox.net Contact: Leo Fortuno</p>	<p><b>Gawad Kalinga Las Vegas</b> Micabaloz@yahoo.com Contact: Dr. Mike Micabaloz</p>	<p><b>Ilocano American Association of Nevada (IAAN)</b> madie.mendoza@gmail.com Contact: Madeline Mendoza</p>	<p><b>Indian Springs Lodge # 48 ( Filipino Masons)</b> Manuel.c.angel@gmail.com Contact: Manny Angeles</p>	<p><b>Kalahi Philippine Folkloric Ensemble</b> dulce911_domingo@yahoo.com Contact: Dulce Novakovic</p>
<p><b>King Solomon Lodge # 58 (Filipino Masons),</b> deo_tomas54@yahoo.com Contact: Deo Tomas</p>	<p><b>Knights of Rizal Henderson Chapter,</b> ulanday702@yahoo.com Contact: Dante Ulanday</p>	<p><b>Las Vegas Fil Am Chamber of Commerce</b></p>	<p><b>Masinloc Association of Las Vegas (MALV)</b> Contact: Flora Edades</p>	<p><b>National Federation of Filipino American Associations (NaFFAA)</b> Leobelmonte08@yahoo.com Contact: Leo Belmonte</p>	<p><b>Nevada Bicycle Club</b> Junyu1229@lvcoxmail.com Contact: Dr. Santos Yu</p>	<p><b>Phil Am Association of Nevada (PAAN)</b> danielfab@cox.net Contact: Dr. Daniel Fabito</p>
<p><b>Phil Am Charity Foundation</b> luzvi.micabalo@yahoo.com Contact: Luz Micabalo</p>	<p><b>Philippine American Chamber of Commerce of Southern Nevada</b> Katerecto@gmail.com Contact: Kate Recto,</p>	<p><b>Philippine Association of Medical Technologists</b> Angel4729p@gmail.com Contact: Angel Mercado</p>	<p><b>Philippine Bisayan Society of Nevada (PBSN)</b> Mariankp@yahoo.com Contact: Marian Pearson</p>	<p><b>Philippine Medical Association of Nevada (PMAN)</b> Doc159747@yahoo.com, Contact: Dr. Teresita Melocoton</p>	<p><b>Philippine Normal University Alumni Association (PNUAAN)</b> Mikestajuana@gmail.com Contact: Michael Sta. Juana</p>	<p><b>Philippine Nurses Association of Nevada (PNAN)</b> Dorisbauer.rn@gmail.com Contact: Doris Bauer</p>
<p><b>Philippine Women University Alumni Association</b> Buenroyale@gmail.com Contact: Fina Lopez</p>	<p><b>Productivity Opportunity Livelihood Education (POLE)</b> duranangelito@yahoo.com Contact: Angel Duran</p>	<p><b>Professional Lions Club</b> Lcaampuedl@aol.com Contact: Linda Caampued</p>	<p><b>Rising Asian Pacific Americans Coalition for Diversity (RAPACD)</b> Salveedelman@gmail.com Contact: Salve Edelman</p>	<p><b>Santa Maria Ilocos Sur Association of Nevada (SMISAN)</b> Margeantonio1@gmail.com Contact: Margie Antonio</p>	<p><b>Seven Lakes San Pablo City</b> Cynderix@yahoo.com Contact: Cynthia Deriquito</p>	<p><b>Society of Ilonggos in Las Vegas - Abyan Kasimanwa</b> solying@yahoo.com Contact: Sol Llasos</p>
<p><b>Society of Philippine Surgeons in America (SPSA)</b> Hmcruzmd@gmail.com Contact: Dr. Honorio Cruz</p>	<p><b>Society of Philippine Surgeons in Southern Nevada Filipino American Association (SNFAA) (SPSA)</b> alg58@aol.com Contact: Al Garcia</p>	<p><b>Spring Valley Lions Club</b> freshprintzlv@gmail.com Contact: Edna White</p>	<p><b>Twin Lakes Lions Club</b> salveedelman@gmail.com Contact: Salve V. Edelman</p>	<p><b>Univ. of Santo Tomas Nurses Alumni Assoc. of Nevada (USTNAAN)</b> Gravesalicia@cox.net Contact: Alice Graves</p>	<p><b>Univ. of the Philippines Alumni Assoc. of Nevada (UPAAN)</b> Dotlenore@gmail.com Contact: Dorothy Tome</p>	<p><b>UNLV Filipino American Student Association</b> Daniel.asera@unlv.edu Contact: Daniel Asera</p>

\*Source: Bernie Benito, Las Vegas Filipino Resource Guide

# HMONG

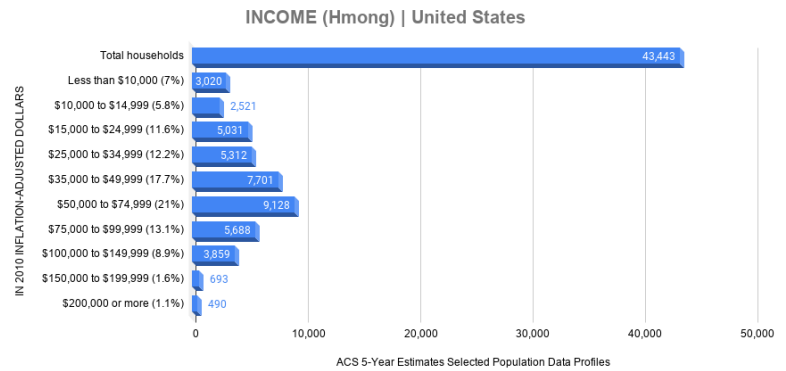
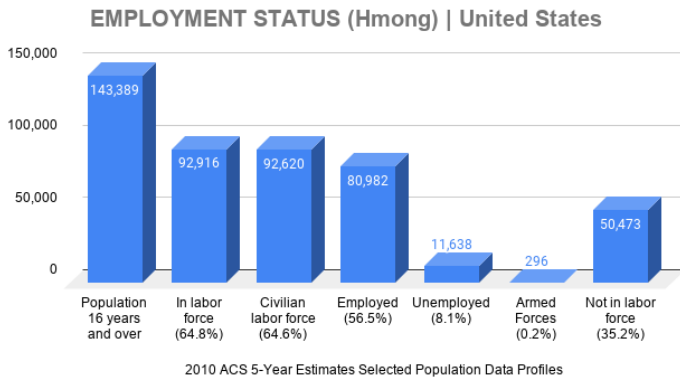
Population (Clark County): 178 in 2010 Census Data  
2017 ACS 1-Year Estimates: Information not available

## History

No information is recorded, published, and collected at this time that is specific to the Clark County area.

## Social & Economic Needs

The following information is for the United States.



## Community Leaders & Organizations

Listed in the following order of available information: Name, Address, Phone Number, Email, Contact person, and Notes

**Hmong Las Vegas Group**  
facebook.com/groups/539915426373748  
Moderated by Hainee Huynh with 1.2K members

# JAPANESE

Population (Clark County): 9,088 in 2010 Census Data  
 2017 ACS 1-Year Estimates: 10,987 (Clark County, Nevada)

## History

- **1890** Modest migration of people who worked as houseboys (domestic workers to study English), cooks, and few mine workers. Inherited strong anti-Chinese sentiment.
- Built San Pedro, Los Angeles, and Salt Lake Railroad. Japanese were seen as trustworthy, ambitious, and offered long employment with the railroad industry. Promoted to skilled labor that was normally reserved for white laborers (machinists, boilermakers, paint, and mechanics). They lived on railroad property called Japanese Colony.
- **1940**, 49 Japanese resided in Clark. 1942 Internment was felt by smaller Nevada counties, but Clark County/Las Vegas Japanese were respected and protected by County Sheriff Gene Ward.
- Famous Tomiyasu Ranch was chief supporter of feeding thousands of employees of the Hoover Dam.
- **1952** Senator Patrick McCarran was a long time supporter of Japanese farm families in Nevada, cosponsored legislation that finally granted citizenship to the Issei, reopened the door to immigration with the quote of 185 per year.
- Japanese American Citizens League established in Nevada and recent settlers from Hawaii and California found community.
- Japanese Americans residents of the valley after the 1960s are of mixed race and heritage.

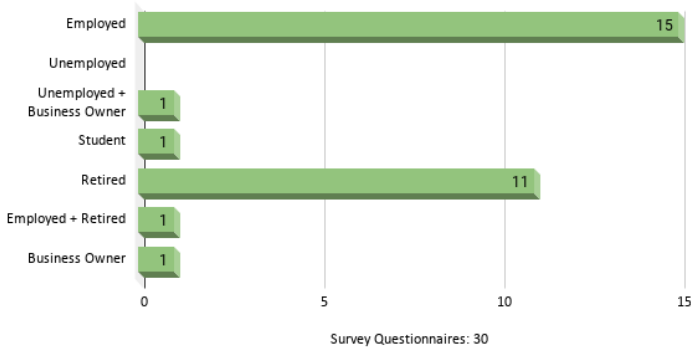
Source: Simich, Jerry L, Thomas C Wright, and ProQuest. More Peoples of Las Vegas : One City, Many Faces . University of Nevada Press: Reno, 2010.Print. Wilbur S. Shepperson Ser. in Nevada History.

## Social & Economic Needs

The information below is from 30 Asian American Pacific Islander (AAPI) Survey Questionnaires.

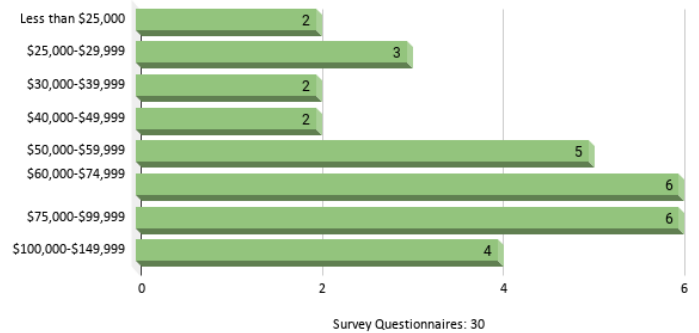
### EMPLOYMENT STATUS (Japanese)

AAPICC Survey Questionnaire



### ANNUAL INCOME (Japanese)

AAPICC Survey Questionnaire



See following page on Japanese information continued

## Community Leaders & Organizations

Listed in the following order of available information: Name, Address, Phone Number, Email, Contact person, and Notes

<b>Hiro Karate</b> 702-845-4475	<b>Honorary Consul General of Japan for NV</b> 702-280-4858, hcjlasvegas@gmail.com  Contact: Kathleen Blakely	<b>Ikebana Art Class by Kika Shibata</b> 408-348-3562	<b>Japanese American Citizens League</b>  ---	<b>Japan American Society of Nevada</b> 808-738-6491, jasn.marc matsuo@gmail.com Contact: Marc Matsuo  206-290-6587, ricatamura@cox.net Contact: Rica Tamura	<b>Japanese Chamber of Commerce of Nevada</b> 702-428-0555, info@jccnevada.com	<b>Kaminari Taiko</b> 702- 483-0913
<b>Kannon Temple of Nevada</b> 702-866-5956	<b>Kizuna Japanese Society</b> 702-626-0303	<b>Korabo Taiko</b> 702-482-9522	<b>Las Vegas Japanese Community Church</b> 702-250-0966	<b>Okinawa Club-Sanshin Group</b> 702-371-3149	<b>Ryugamine Dojo</b> 702-278-4211	<b>Sanjo Eriko Karaoke Club</b> 702-439-6113
<b>Satomi Sato Karaoke</b> 702-217-4391	<b>Seicho No Ie Las Vegas</b> 702-256-7555	<b>Tea ceremony by Jodi Cohen</b> 702-493-8613	<b>Tendoryu Japanese Dance</b> 702-617-1487	<b>Yoko Koto Ensemble</b> 702-588-8514		

-Report continues on Next Page-

# KOREAN

Population (Clark County): 12,321 in 2010 Census Data  
2017 ACS 1-Year Estimates: 15,249 (Clark County, Nevada)

## History

- Famous early Koreans include: Frank Kim & Juanita Sanchez owning and operating vegetable farm called Kim Produce Farm. Kim Sisters in nightly entertainment.
- First wave of migration **1903-1924** went to Honolulu Harbor to work in sugar cane fields in Hawaii and orchards in California
- Second wave of migration **1950-1953** Korean War and Korean Picture Brides marrying and settling in Nellis Air Force Base.
- Third Wave of migration **1965** Immigration and Nationality Act attracted educated and skilled workers along family reunification.
- **1980** Handful of small Korean Grocery Stores and restaurant emerge

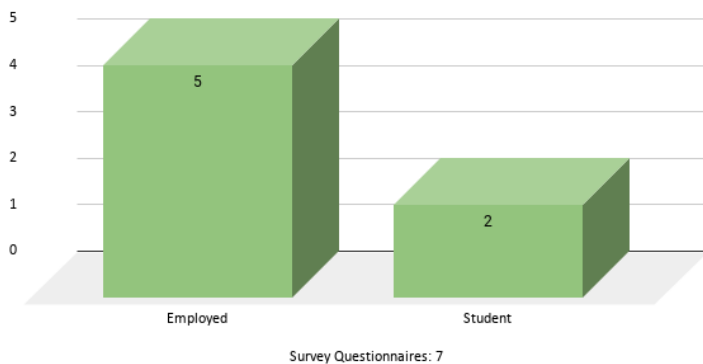
Source: Simich, Jerry L, Thomas C Wright, and ProQuest. More Peoples of Las Vegas : One City, Many Faces . University of Nevada Press: Reno, 2010.Print. Wilbur S. Shepperson Ser. in Nevada History.

## Social & Economic Needs

The information below is from 7 Asian American Pacific Islander (AAPI) Survey Questionnaires.

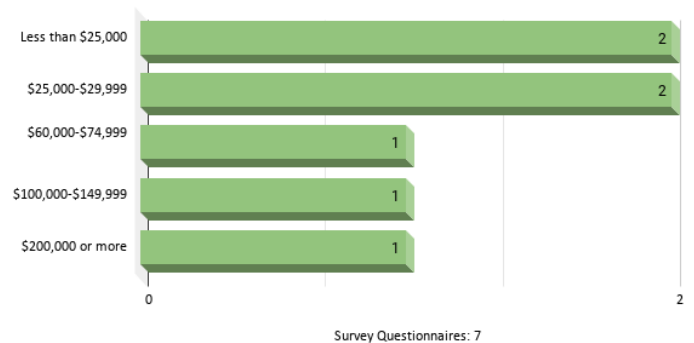
### EMPLOYMENT STATUS (Korean)

AAPICC Survey Questionnaire



### ANNUAL INCOME (Korean)

AAPICC Survey Questionnaire



See following page on Korean information continued

# Community Leaders & Organizations

Listed in the following order of available information: Name, Address, Phone Number, Email, Contact person, and Notes

<b>Antioch Church</b> Contact: Peter Gang	<b>Areumdawoon Church</b> --- ---	<b>Edem Korean Presbyterian Church</b> --- ---	<b>First Korean Presbyterian Church</b> --- ---	<b>Full Gospel Las Vegas Korean School</b> Contact: Yoo Doo-Seok	<b>Hana Korean Baptist Church</b> --- ---	<b>Korean American Calvary</b> --- ---
<b>Korean Baptist Church</b> ---	<b>Korean Association Las Vegas</b> (702)-278-3937, koreanassociatio noflasvegas @gmail.com, vegaskorean.org, Contact: Sunggook Albert Lee, to serve community for immigration	<b>Korean Association of Las Vegas</b> Contact: Mimi Morse	<b>Korean Chamber of Commerce</b> 7455 Arroyo Crossing Pkwy # 220 Las Vegas , NV 89118, (702) 417-5813, info@kacclv.org, Contact: Jeannie Kim One of 85 Chapters to serve matters of small to medium businesses and provide a network for referrals.	<b>Korean Fellowship Church</b> Contact: John Kim	<b>Korean Las Vegas Community Church</b> ---	<b>Las Vegas Korean Association</b> (702) 730-5575, lvkorean@outlook.com Contact: Oliver Lee
<b>Las Vegas Korean Church</b> Contact: Jo Choi	<b>Las Vegas Joongang Church</b> Contact: Rev Lim In Cheol	<b>Las Vegas Korean SDA church</b> ---	<b>Salvation Army Korean Corps</b> ---	<b>St Paul Jung-Ha-Sang Korean Church</b> ---	<b>The Korean American Citizens Association</b> Promote and encourage voting among Koreans to be more involved in elections and politics.	<b>The Korean Laundry and Cleaner's Assoc.</b> There are around 75 members to entice the business cleaning industry for promotion and marketing of cleaning businesses in LV.
<b>The Korean War Veterans Association</b> Contact: Han Soo Jung Organize annual Korean War veterans function and events	<b>The LV Korean Churches Assoc.</b> 8425 W. Windmill Ln LV NV 89113, Contact: Rev Myung Jin Lim Approximately 75 Korean Churches in LV to serve Korean community.	<b>True Happiness Church</b> ---	<b>With Him Church</b> Contact: Rev Seung Jin Park			

-Report continues on Next Page-

# LAOTIAN

Population (Clark County): 1,914 in 2010 Census Data  
 2017 ACS 1-Year Estimates: Information not available

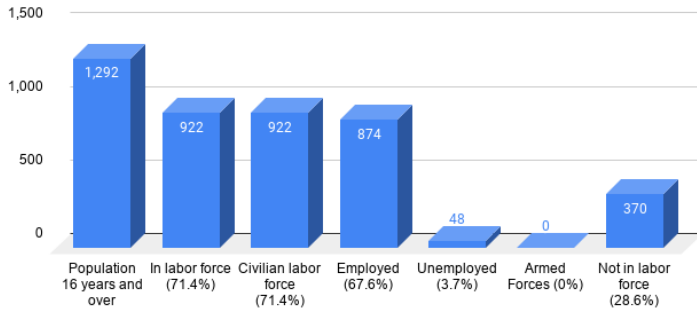
## History

No information is recorded, published, and collected at this time that is specific to the Clark County area.

## Social & Economic Needs

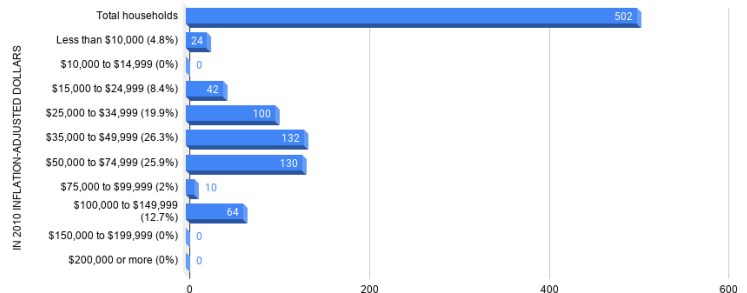
The following information is for Clark County, Nevada.

**EMPLOYMENT STATUS (Laotian)**



2010 ACS 5-Year Estimates Selected Population Data Profiles | Clark County, Nevada

**INCOME (Laotian)**



2010 ACS 5-Year Estimates Selected Population Data Profiles | Clark County, Nevada

## Community Leaders & Organizations

Listed in the following order of available information: Name, Address, Phone Number, Email, Contact person, and Notes

<p><b>Lao-American Association of Nevada</b>                      6428 GRAND MAYNE COURT Las Vegas, NV 89139,                      Contact:                      President Kayyasith Chanthrathip; Primary contact for the community                      Vice Presidents: Houmphanh Chittaphong, Kivath Insyxiengmay, &amp; Khamseng Manyong                      Secretary: Charlie Sithisoumphone                      Treasurer: Sisana Raddavong</p>	<p><b>Wat Lao Buddhaxay</b>                      360 N. 14TH ST., Las Vegas, NV, 89101                      Contact: Charlie Sithisoumphone                      Faith-based organization President</p>	<p><b>Wat Lao Khantidhammaram</b>                      4243 Judson Ave, Las Vegas, NV, 89115                      Contact: Viengsouk Chan                      Faith-based organization President</p>
---	---	---

# MALAYSIAN

Population (Clark County): 100 in 2010 Census Data  
 2017 ACS 1-Year Estimates: Information not available

## History

No information is recorded, published, and collected at this time that is specific to the Clark County area.

## Social & Economic Needs

Below is a message from Tuan Pham regarding information about the Malaysian Community in Clark County.

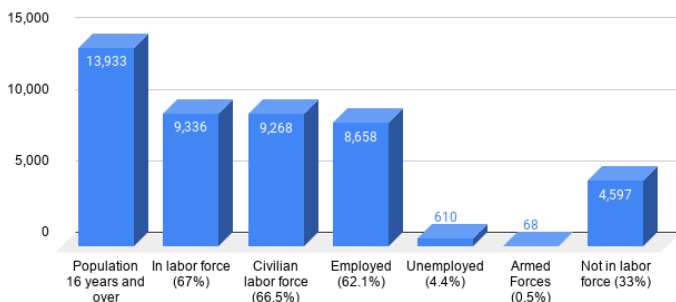
"I have contacted several people who are Malaysian but found out that there is no Malaysian organization or Malaysian leaders that they know existed in Las Vegas. I spoke with Jan-le Low owner of Satay restaurant, the owner of Island Malaysian Cuisine and Hui-Lim Ang. This is an effort to research more about the Malaysian Community, in which I can't find any information. Jan-le Low and Hui-Lim Ang are considered the outspoken community leaders in the Asian community here in the county. Below is a message from Jan-le Low regarding the inquiry to summarize my research for the Malaysian community. Jan-le Low stated,

'Per our conversation, there are a handful of Malaysian Americans here in Clark County that I know of. We do not have a *formal* group as we're all quite independent.

Most of us are in the service industry -- restaurant, salon, piano studio, etc. The ones that I know are Chinese descent and we speak the following languages: English, Mandarin, Cantonese, Malay, and Hokkien (dialect) -- so we navigate just fine. Most of us who migrated to the U.S. to pursue the *American dream*. With that said, we take ownership of our own destiny and will not turn down opportunities when given. We love the State of Nevada because it is very business friendly. Most of us are entrepreneurs and have more than 1 business."

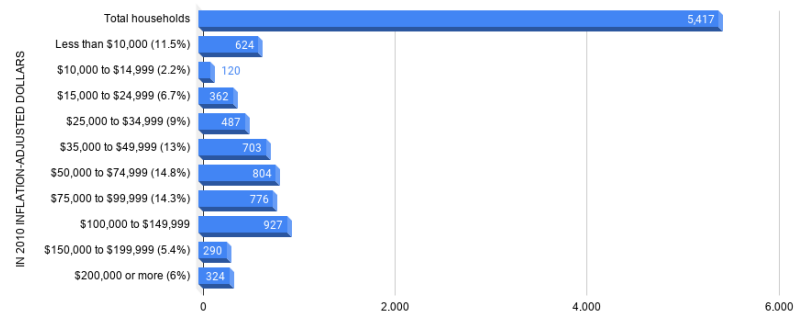
The following information is for the United States.

**EMPLOYMENT STATUS (Malaysian)**



2010 ACS 5-Year Estimates Selected Population Data Profiles | United States

**INCOME (Malaysian)**



2010 ACS 5-Year Estimates Selected Population Data Profiles | United States

## Community Leaders & Organizations

Listed in the following order of available information: Name, Address, Phone Number, Email, Contact person, and Notes

No information is recorded, published, and collected at this time that is specific to the Clark County area.



# NATIVE HAWAIIAN & PACIFIC ISLANDER

Population: Not tracked in 2010 Census Data  
 2017 ACS 1-Year Estimates: 16,380 (Clark County, Nevada)

## History

- Vegas, the Ninth Island, has been a keystone place for people from Hawaii to both visit and migrate to for a long time, most notably in the 70s with the opening of the California Hotel and Sam Boyd's marketing tactics, and in the 90s/00s with the opening of much of the casinos on the strip today (moving here promised an abundance of jobs, more affordable homes, and lower taxes).
- On visitors: About 1 in 10 Hawaiian residents visit Las Vegas every year, and roughly 40 Hawaiian high school reunions are held at the California Hotel per year. There are travel packages offered to Hawaiian residents that include a very cheap plane fare, a stay at the Cal, and meal tickets to eat there.
- There were a couple hundred former Hawaiian residents living here in 1986 when the population in LV was around 600,000, and now more than 15,000 live and work in Las Vegas (19,000 in Nevada).
- Between 1995 and 2000, about 12,079 people moved here from Hawaii, which is more than the combined number of Hawaiian residents on Lana'i and Molokai combined.

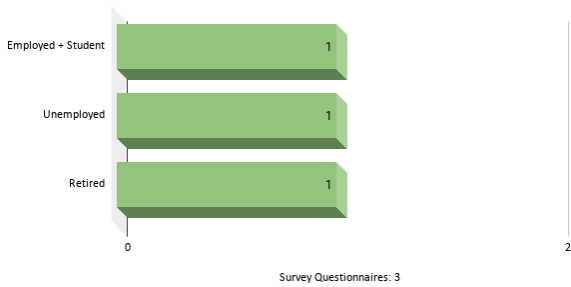
Source: Armina Guelas (Undergrad Researcher in the UNLV Asian and Asian American Studies Department)

## Social & Economic Needs

The information below is from 3 surveys that were received from Native Hawaiians and 9 surveys that were received from Pacific Islanders in the Asian American Pacific Islander (AAPI) Survey Questionnaires.

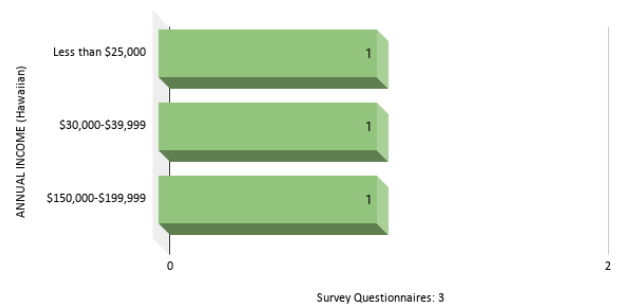
**EMPLOYMENT STATUS (Native Hawaiian)**

AAPICC Survey Questionnaire



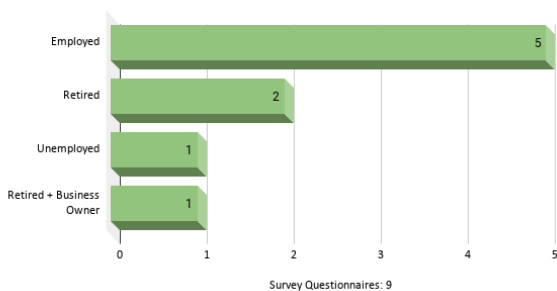
**ANNUAL INCOME (Native Hawaiian)**

AAPICC Survey Questionnaire



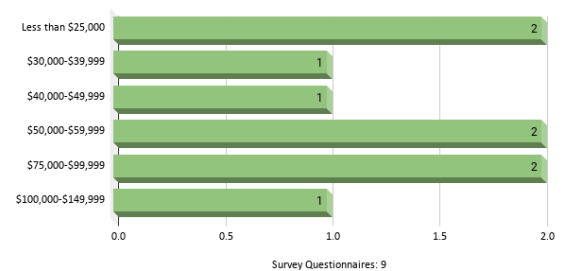
**EMPLOYMENT STATUS (Pacific Islander)**

AAPICC Survey Questionnaire



**ANNUAL INCOME (Pacific Islander)**

AAPICC Survey Questionnaire



See following page on Native Hawaiian and Pacific Islander information continued

# Community Leaders & Organizations

Listed in the following order of available information: Name, Address, Phone Number, Email, Contact person, and Notes

<p><b>9th Island Culture Club</b> located North Las Vegas</p> <p>Contact: Jamie Esprecion</p> <p>People from Hawaii social club focusing on Diversity</p>	<p><b>Ka'ilihao Hula</b> located in Las Vegas</p> <p>Contact: Vincent &amp; BJ Souza</p> <p>Hula School</p>	<p><b>Kawili Hula Hulau O Kaleimomi</b> located in Las Vegas</p> <p>Contact: Gary &amp; Sheldeen Haleamau</p> <p>Largest hula school in Southern Nevada teaches traditional hula dancing</p>	<p><b>Las Vegas Hawaiian Civic Club</b> PO Box 9789 Las Vegas, NV 89183</p> <p>Contact: Dorinda Burnet</p> <p>Oldest organization based on unity, uplifting race, and perpetuating Hawaiian Culture and Values</p>	<p><b>Nani Ola Hawaiian Dance Co</b> located in Las Vegas</p> <p>Contact: Kanani Cadoas</p> <p>Hula school that competes in various Hula competitions</p>	<p><b>University of Hawaiian Alumni Association and Friends</b> located in Las Vegas</p> <p>Contact: Merriam Olds</p> <p>Alumni from University of Hawaii &amp; friends- old timers</p>	<p><b>UNLV Ewalu Club</b> located in Las Vegas</p> <p>Contact: Wendell Staszkow - Club Advisor</p> <p>Formerly known as the Hawaiian Club</p>
---	---	--	--	---	---	---

-Report continues on Next Page-

# PAKISTANI

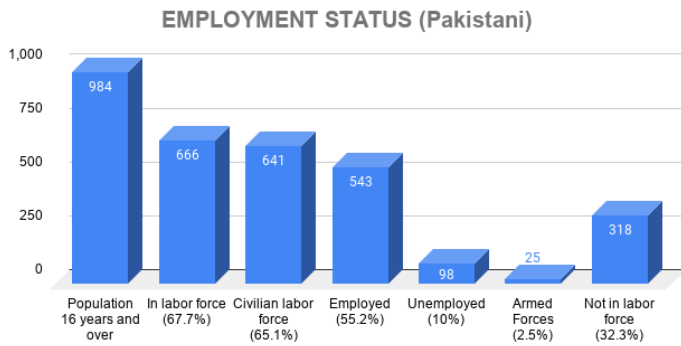
Population (Clark County): 1,169 in 2010 Census Data  
 2017 ACS 1-Year Estimates: Information not available

## History

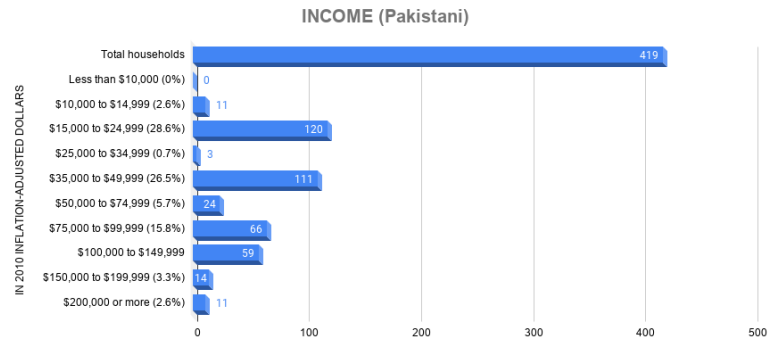
No information is recorded, published, and collected at this time that is specific to the Clark County area.

## Social & Economic Needs

The following information is for Clark County, Nevada.



2010 ACS 5-Year Estimates Selected Population Data Profiles | Clark County, Nevada



2010 ACS 5-Year Estimates Selected Population Data Profiles | Clark County, Nevada

## Community Leaders & Organizations

Listed in the following order of available information: Name, Address, Phone Number, Email, Contact person, and Notes

<p><b>Ahmadiyya Movement In Islam</b>                      6574 Cheyenne Ave Las Vegas, NV 89108                      702-586-0506</p> <p>Established in 2015</p>	<p><b>American Muslim of Nevada</b>                      7251 West Charleston Blvd, Las Vegas, NV 89117 702-768-4919</p> <p>Established in 2017</p>	<p><b>Haseebullah Mosque/Masjid Ibrahim</b>                      Athar Haseebullah, 3799 Edward Ave Las Vegas, NV 89108                      702-395-7013</p> <p>Established in 2017</p>	<p><b>Islamic Academy Education &amp; Training</b>                      7620 Bermuda Road, Las Vegas, NV 89123                      702-260-9081</p> <p>Contact: Mohammad Mahamood</p> <p>Established in 1998</p>	<p><b>Islamic Association of Las Vegas Nevada</b>                      6170 West Viking Road, Las Vegas, NV 89103                      702-255-5850</p> <p>Contact: Dr. Mohammad Amirana</p> <p>Established in 2010</p>
<p><b>Islamic Information Center</b>                      1601 Rawhide St. Las Vegas, NV 89119                      702-837-3400</p>	<p><b>Islamic Information Center/ Masjid Al-Noor LLC</b>                      1610 East Russell Road, Las Vegas, NV 89119                      702-521-2858,</p> <p>Contact: Masjid Al-Noor</p> <p>Established in 2017</p>	<p><b>Masjid As-Sabur</b>                      711 Morgan St. Las Vegas, NV 89108,                      702-647-2500</p> <p>Contact: Imam Fateem</p> <p>Established in 2007</p>	<p><b>Masjid Tawheed</b>                      6180 West Viking Road Las Vegas, NV 89103,                      702-207-1997</p> <p>Contact: Dr Amirana</p> <p>Established in 2004</p>	<p><b>Muhammad Mosque</b>                      75 1402 D St. Las Vegas, NV 89106, 702-647-0414</p>
<p><b>Islamic Society of Nevada/ Jamia Masjid</b>                      4730 E. Desert Inn Road Las Vegas, NV, 89121,                      702-768-4929</p> <p>Contact: Khalid Khan President</p> <p>Established 1992</p>				

# SAMOAN

Population: Not tracked in 2010 Census Data  
2017 ACS 1-Year Estimates: 3,516 (Clark County, Nevada)

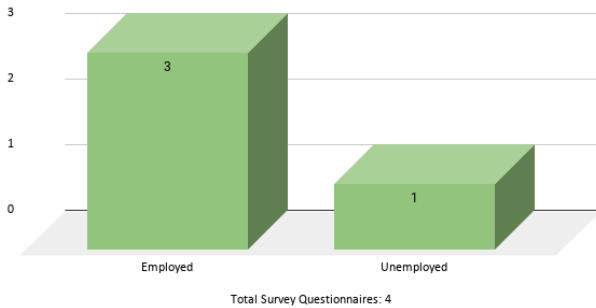
## History

No information is recorded, published, and collected at this time that is specific to the Clark County area.

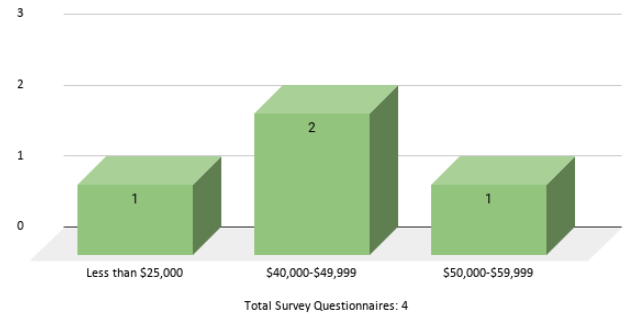
## Social & Economic Needs

The information below is from 4 Asian American Pacific Islander (AAPI) Survey Questionnaires.

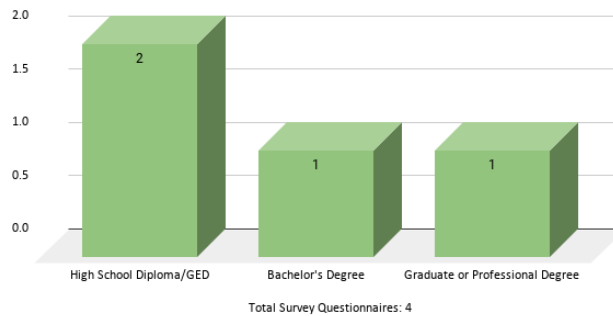
**EMPLOYMENT STATUS (Samoan)**  
AAPICC Survey Questionnaire



**ANNUAL INCOME (Samoan)**  
AAPICC Survey Questionnaire



**HIGHEST EDUCATIONAL ATTAINMENT (Samoan)**  
AAPICC Survey Questionnaire



## Community Leaders & Organizations

Listed in the following order of available information: Name, Address, Phone Number, Email, Contact person, and Notes

**Samoan Congregation Church**  
Contact: Vai Vailbu

**First Christian Fellowship**  
Contact: Siva Uelgitone

# SRI LANKAN

Population (Clark County): 466 in Source 2010 Census Data  
2017 ACS 1-Year Estimates: Information not available

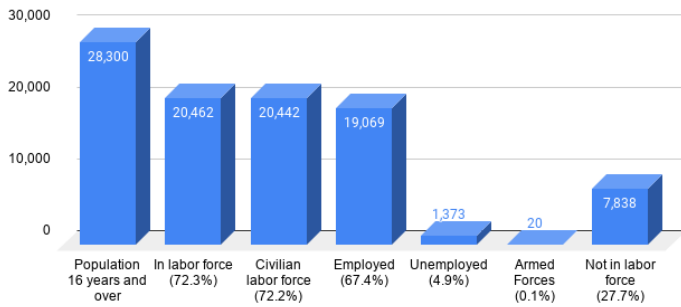
## History

No information is recorded, published, and collected at this time that is specific to the Clark County area.

## Social & Economic Needs

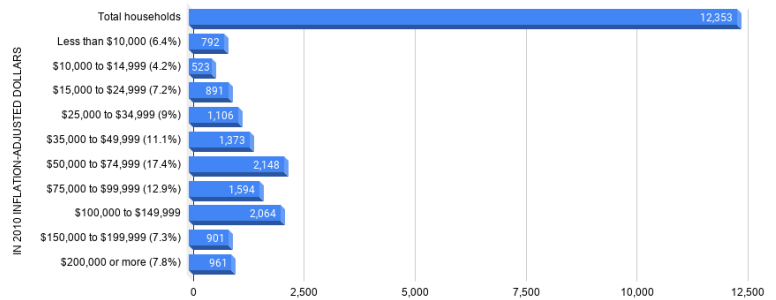
The following information is for the United States.

EMPLOYMENT STATUS (Sri Lankan)



2010 ACS 5-Year Estimates Selected Population Data Profiles | United States

INCOME (Sri Lankan)



2010 ACS 5-Year Estimates Selected Population Data Profiles | United States

## Community Leaders & Organizations

Listed in the following order of available information: Name, Address, Phone Number, Email, Contact person, and Notes

### Sri Lanka America Association of Las Vegas

6737 Carlisle Avenue, Las Vegas NV 89139

Contact: Mugunth Vaithyalingam (President), Sanje Sedera (Political Outreach)

# TAIWANESE

Population (Clark County): 2,500 in 2010 Census Data  
2017 ACS 1-Year Estimates: Information not available

## History

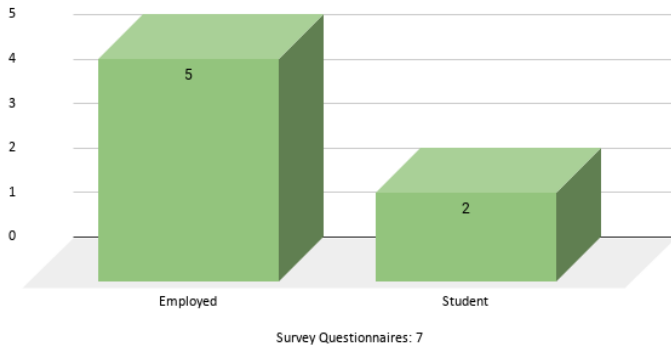
No information is recorded, published, and collected at this time that is specific to the Clark County area.

## Social & Economic Needs

The information below is from 7 Asian American Pacific Islander (AAPI) Survey Questionnaires.

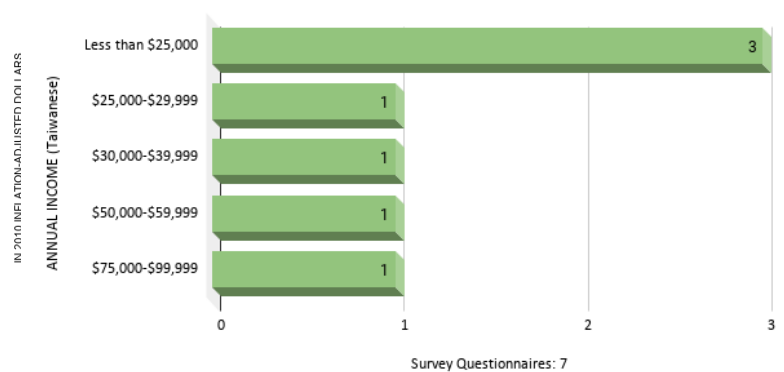
### EMPLOYMENT STATUS (Taiwanese)

AAPICC Survey Questionnaire



### ANNUAL INCOME (Taiwanese)

AAPICC Survey Questionnaire



## Community Leaders & Organizations

Listed in the following order of available information: Name, Address, Phone Number, Email, Contact person, and Notes

**Taiwan Benevolent Association of Las Vegas**  
cathyendy@cox.net

Contact: Cathy Endy

**Taiwanese Association of America Las Vegas Chapter**  
2660 S. Jones Blvd. Las Vegas NV 89146, 702-580-8888,  
osan702@gmail.com  
Contact: Paul Wong

200+ members

# THAI

Population (Clark County): 4,692 in 2010 Census Data  
2017 ACS 1-Year Estimates: Information not available

## History

Thai immigration to Nevada did not begin until the **1960s**. There are virtually no records on Thai immigrants in Nevada before then. The first Thai immigrants to Nevada were women who had married American soldiers stationed in or visiting Thailand for rest and recreation during the Vietnam War. These women arrived to Las Vegas when their husbands were reassigned to the Nellis Air Force Base. In the **1960s** and **1970s**, this gendered immigration pattern prevailed in other states as well. During this time, the families resided in the Nellis, and Northeast area. As times progressed with the growth of Southern Nevada, and the families becoming more successful, they began moving around to different areas such as Summerlin and Henderson. The more affluent families and second generations favored the Southwest parts of town. During the progression of the Thai population, Tippy Meevasin open the first Thai market called International Market in **1974** inside the commercial center, and then moved in **1988** to a spot on Main Street and Oakey before she closed the store and retired in the early **2000's**. In **1999**, Oywan Sawyer founded the very first Thai Newspaper called: Las Vegas News, which remains the largest and most recognized Thai publication to date. These pioneers were instrumental in the development of the Thai Community and the preservation of the culture. Saipin Chutima brought Lotus of Siam to Las Vegas in **1999** and Bangkok Market opened in the early **2000's**. The community did not rely on an Association, but rather the community united through their Buddhist religion at the Thai temples. The Thai Culture Foundation has provided community services and cultural arts. There are seven Thai temples around Clark County, and the Thai Culture Foundation links the various communities within these temples with community resources and assistance. The Thai community is small but has remained resilient, and adaptive to life in America."

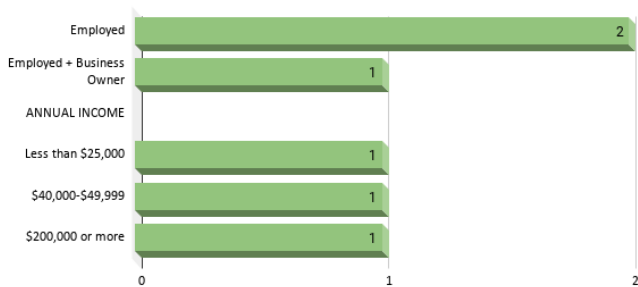
Source: Las Vegas News, Thai Culture Foundation, Dr. Christian Giovanni

## Social & Economic Needs

The information below is from 3 Asian American Pacific Islander (AAPI) Survey Questionnaires.

### EMPLOYMENT STATUS & ANNUAL INCOME (Thai)

AAPICC Survey Questionnaire



Survey Questionnaires: 3

## Community Leaders & Organizations

Listed in the following order of available information: Name, Address, Phone Number, Email, Contact person, and Notes

**Thai Culture Foundation**  
2880 S Jones Blvd. STE 2 Las Vegas, NV 89146

Contact: Christian Giovanni

Please refer to TCF for full list of contacts

# VIETNAMESE

Population (Clark County): 8,483 in 2010 Census Data  
2017 ACS 1-Year Estimates: 10,046 (Clark County, Nevada)

## Population

The Vietnamese community established its presence here in Las Vegas in 1972 when a few Vietnamese families immigrated to the U.S., with their spouses working at the Nellis airport. In 1975 after the fall of Saigon, a significant number of Vietnamese chose Las Vegas to re-establish their permanent home in the U.S. The population of the Vietnamese community has continued to grow steadily from 1975 until today. Vietnamese Americans' income and social classes are diverse in Clark County. Older Vietnamese often have a lower socioeconomic standing and more difficulty integrating into the mainstream due to greater linguistic and cultural barriers. The economic difference can be seen in Vietnamese-American neighborhoods throughout the county. We have seen substantial growth in the number of Vietnamese-owned businesses. Throughout the county, many Vietnamese (especially first or second-generation immigrants) have opened supermarkets, restaurants, bánh mì bakeries, beauty salons, nail salons, real estate, and auto-repair businesses. Restaurants owned by Vietnamese Americans tend to serve Vietnamese cuisine, Vietnamized Chinese cuisine, or both and have popularized pho and spring rolls. Vietnamese people in Clark County hold diverse employment from professionals like attorneys, physicians, dentists, and pharmacists, to casino dealers, laborers, and nail technicians, among others. The Vietnamese dominate three industries in Clark County: the nail industry, pharmacy, and dentistry. You will find dentist offices and nail salons owned by Vietnamese on four corners of most intersections, and you may pleasantly surprise to find a Vietnamese Pharmacist when visiting any pharmacy throughout the county. Young Vietnamese Americans adults are well educated and often provide professional services. Since older Vietnamese Americans have difficulty interacting with the non-Vietnamese professional class, many Vietnamese Americans provide specialized professional services to fellow immigrants. Vietnamese Americans are an upwardly-mobile group; their economic status has improved substantially in recent years. Vietnamese Americans have tried to preserve their traditional culture by teaching their children the Vietnamese language, wearing traditional dress (áo dài) for special occasions, and showcasing their cuisine in restaurants throughout the county. Family loyalty is the most important Vietnamese cultural characteristic, and more than two generations traditionally lived under one roof. The Vietnamese view a family as including maternal and paternal grandparents, uncles, aunts, and cousins. In adapting to American culture, most Vietnamese American families have adopted the nuclear pattern while trying to maintain close ties with their extended families.

1 Yen Regan who came to Las Vegas since 1972

## Social & Economic Needs

According to a 2015 Community of Contrasts Survey Report published by Asian Americans Advancing Justice, Vietnam was one of the top Asian countries of birth for immigrants in Clark County. The Vietnamese community has a population of 10,505 in the county. Between 2000 and 2010, the Vietnamese population grew by 147%.<sup>2</sup>

A United States Census Bureau demographic report in 2018 estimated that the Vietnamese community has a population of 15,141 in the county, which amounts to 0.7% of the total population in Clark county.<sup>3</sup> There is no breakdown of the community by age and gender. 43% of Vietnamese have limited English proficiency, and 24% of Vietnamese hold a bachelor's degree. Vietnamese Americans have the lowest per capita income. A majority of Vietnamese American renter households (53%) are housing cost-burdened, spending 30% or more of their incomes on housing costs.<sup>2</sup>

2 2015 Asian American Advancing Justice report

3 2018 U.S. Census Bureau

**See following page on Vietnamese information continued**



## Social & Economic Needs (continued)

The information below is from 14 Asian American Pacific Islander (AAPI) Survey Questionnaires.

### EMPLOYMENT STATUS (Vietnamese)

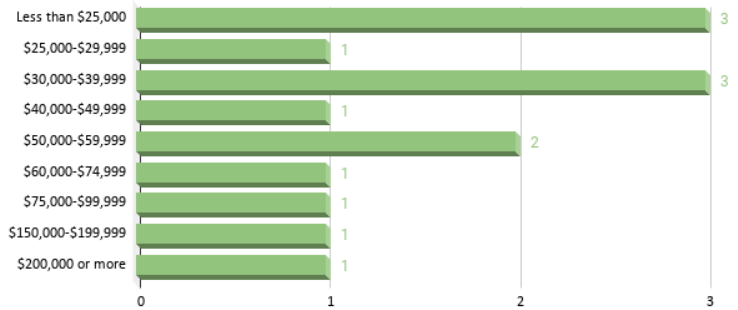
AAPICC Survey Questionnaire



Survey Questionnaires: 14

### ANNUAL INCOME (Vietnamese)

AAPICC Survey Questionnaire



Survey Questionnaires: 14

## Community Leaders & Organizations

Listed in the following order of available information: Name, Address, Phone Number, Email, Contact person, and Notes

<b>American Vietnamese Chamber of Commerce</b> 702-461-4263  Contact: Pam Phan	<b>Binh An Buddha House</b> 702-546-0478  Contact: Thich Quang Nghiem	<b>Clark County Planning Commission &amp; ACDC</b> 702-489-8866  Contact: Duy Nguyen	<b>Las Vegas Vietnamese-American Lions Club</b> 702-461-4263  Contact: Pam Phan	<b>Nevada Legislature</b> 702-383-3200  Contact: Rochelle T Nguyen	<b>Our Lady of La Vang Vietnamese Catholic Church</b> 702-821-1459  Contact: Rev. father Thomas Ha
<b>Republic of Vietnam Veterans and Government Officials Association</b> 310-951-7324  Contact: Anthony Luu	<b>The Voice of Viet Vegas Foundation</b> 702-456-5699  Contact: Dr. David Huan Tran	<b>Uu Dam Temple</b> 702-896-5234  Contact: Thich Nu Hue Thao	<b>Vietnamese American Community of Las Vegas</b> 702-983-0971  Contact: Mike Nguyen, Esq.	<b>Vietnamese United Baptist Church</b> 832-933-9663  Contact: Nhan Le	

-Report continues on Next Page-

# RESOURCES

Name	Organization	Title	Phone	E-mail
<b>Kamil Shankar</b>	AAPI Alumni Chapter of University of Nevada, Reno	President	916-276-4174	Nevada.aapi.alumni@gmail.com
<b>Fayyaz Raja</b>	AAPI Dem Caucus	Chair	702-321-4515	kfraja@cox.net
<b>Sharifa Wahab</b>	American Afghan South Asian Middle Eastern Chamber of Commerce	- - -	702-234-9088 / 702-955-8345	firstlasvegashealthcare@yahoo.com
<b>Amy Cheng</b>	American Chinese Culture and Art Association of Nevada	- - -	702-985-8028	amy_ccheng2006@yahoo.com
<b>Pam Phan</b>	American Vietnamese COC	President	- - -	- - -
- - -	Arab American Ladies League of Las Vegas	- - -	- - -	info@aall-lv.org
<b>Rita Vaswani</b>	Asian American Group	President	702-339-9004	Rita.Vaswani@nsbank.com
<b>Lisa Gilbert</b>	Asian American Pacific Islander Heritage Committee	Recruiter/Success Coach	702-651-3527	- - -
<b>Ana Wood</b>	Asian Chamber of Commerce	Governmental Relations	702-737-4300	anaw.acc@gmail.com
<b>Yoko Delp</b>	Asian Chamber of Commerce	Secretary	702-768-4563	yoko.acc@gmail.com
<b>Vida Lin</b>	Asian Community Development Council	President	702-338-8886	vidachanlin@gmail.com
<b>Emily Higby</b>	Asian Community Resource Center (ACRC)	Exec. Director	702-984-0015	emily@lvacrc.org
<b>Margie Gonzalez</b>	Asian Community Resource Center (ACRC)	Margie Gonzalez	702-217-0511	margie@lvacrc.org
<b>Cavin Fung</b>	Asian Culture Alliance	President	702-666-8608	asianculturealliance@gmail.com
<b>Ryan Tsui</b>	Asian Culture Day	Exec. Director	work: 702-522-0368, cell: 626-715-9088	Ryan@asiancultureday.com
<b>Grace Vergara</b>	Asian Pacific American Labor Alliance (APALA)	President	702-540-2834	gvergara@seiunv.org
<b>Gloria Caoile</b>	Asian Pacific American Labor Alliance (APALA)	President	202-257-4314	gtcaoile@gmail.com
<b>Angelica Villarta</b>	Asian Pacific Arts Alliance	- - -	702-416-4477	angelica.villarta@gmail.com
<b>Alex Turner</b>	Asian Pacific Islander American Association (AAPA)	- - -	678-772-5271	alexturner61@gmail.com
<b>Daniel Santos</b>	Asian American Pacific Islander Democratic Caucus	Chair	224-381-4379	dcsantos9@gmail.com
<b>Annie YanCase</b>	Asian Real Estate Association of America (AREAA)	- - -	702-575-9607	annieloans168@gmail.com
<b>Zainub Cementwala</b>	Asian, Pacific Islander, & Middle Eastern (APIME)	UNLV Advisor for Student Diversity	702-895-5607	zainub.cementwala@unlv.edu
<b>Mindie Lloyd</b>	Bamboo Bridges	- - -	702-527-2533	- - -
<b>J. Ruel Rodriguez</b>	Cavite Association of Nevada	President	- - -	jruelb@yahoo.com
<b>Marc Matsuo</b>	Chinese American Citizens Alliance	President	808-738-6491	- - -
<b>Angelica Villarta</b>	Empowering Pacific Islander Communitites	- - -	702-416-4477	angelica.villarta@gmail.com
<b>Cesar Elpidio</b>	Fil-Am Civic Action International (FACAI)	President	702-592-3067	celpidio@aol.com
<b>Kate Torres Recto</b>	Filipino American Chamber of Commerce	President	702-460-1646	katerecto@gmail.com

# RESOURCES

---	Filipino-American Alliance of Nevada (FAAN)	---	775-250-0999	---
<b>Dr. Romualdo Aragon Jr.</b>	Filipino American Heritage Foundation (FAHF)	President	---	raragonmd57@gmail.com
<b>Leo Belmonte</b>	Filipino-American Political Organization with Equal Representation (POWER)	President	702-429-2346	leobelmonte08@yahoo.com
<b>Rozita Lee</b>	Filipino Veterans Group (FVG)	Advisor	702-321-9708	rozitalee@aol.com rozitalee@gmail.com
<b>Leo Fortuno</b>	Filipino Veterans Group (FVG)	President	702-588-9122	leofortuno@cox.net
<b>John George</b>	Friends of India	Former President	702-743-5350	celestialtimes@cox.net
<b>Mahendra Mehta</b>	Friends of India	President	---	foilv501@gmail.com
<b>Kathleen Blakely</b>	Honorary Consul General of Japan for NV	Honorary Consul	702-280-4858	hcgjlasvegas@gmail.com
<b>Leo Belmonte</b>	Ilocano American Association of Nevada	---	702-429-2346	leobelmonte08@yahoo.com
<b>Madie Mendoza</b>	Ilocano American Association of Nevada (IAAN)	President	702-336-5399	ilocanonv@gmail.com
---	Indian Students Association Maitri	---	702-890-8637	paliwal@unlv.nevada.edu
<b>Jing Espiritu</b>	International Council of Chambers, Las Vegas	Founder	702-858-8771	jing@modtechglobal.com
<b>Marc Matsuo</b>	Japan American Society of Nevada	President	808-738-6491	jasn.marcmatsuo@gmail.com
<b>Rica Tamura</b>	Japan American Society of Nevada	President	206-290-6587	ricatamura@cox.net
---	Japanese American Citizens League	---	---	---
---	Japanese Chamber of Commerce of Nevada	---	702-428-0555	info@jccnevada.com
---	Korea America Hospitality and Tourism Educators Association	---	---	---
---	Korean American Chamber of Commerce - Las Vegas	---	702-417-5813	info@kaccvl.org
<b>Mimi Morse</b>	Korean Association of Las Vegas	---	---	---
<b>Jude Nazareth</b>	Las Vegas Asian Bar Association	Director	---	info@abalasvegas.com
<b>Sonny Vinuya</b>	Las Vegas Asian Chamber of Commerce	President	702-281-0062	sonny.vinuya@nsbank.com
<b>Helen Hsueh</b>	Las Vegas Chinese Daily News	---	702-301-0711	helenou88@yahoo.com
<b>Bernie Benito</b>	Las Vegas Filipino Resource Guide	---	702-354-2132	berniebenito@aol.com
<b>Dorinda Burnet</b>	Las Vegas Hawaiian Civic Club	---		lasvegashcc@gmail.com
<b>Rita Vaswani</b>	LV India Chamber of Commerce	President	702-339-9004	702-339-9004
<b>Albert Lee</b>	LV Korean Association	President	702-278-3937	koreanassociationoflasvegas@gmail.com
---	Las Vegas Korean Association	---	702-730-5575	lvkorean@outlook.com
<b>Jerry Jin</b>	Las Vegas Shanghai Association	President	702-525-7588	jerry-universe@hotmail.com

# RESOURCES

<b>Oliver Lee</b>	LV Korean Association	President	702-372-8181	koreanassociationoflasvegas@gmail.com
<b>Janice Tong</b>	M Resort	Janice Tong	702-203-1102	janice.tong@pngaming.com
<b>Ron Sumbang</b>	Member of AAG (Asian American Group)	Member	702-824-2571	- - -
<b>Naweed Yousifzai</b>	Muslim Council of America	- - -	702-860-9857	nayus.94@gmail.com
<b>Leo Belmonte</b>	National Federation of Filipino American Associations, Regional 11 (NAFFAA)	Chapter President	702-429-2346	leobelmonte08@yahoo.com
<b>Amie Belmonte</b>	National Federation of Filipino American Associations, Regional 11 (NAFFAA)	Region Chair	702-664-5495	amiebelmonte@yahoo.com
<b>Katrina Hernandez</b>	National Federation of Filipino American Associations, Regional 11 (NAFFAA)	Youth Chair	702-985-4882	snapiqs@gmail.com
<b>Mohalapua Deguilmo-Banner</b>	Northern Nevada Hawaiian Civic Club	- - -	808-368-9334	naoiwihcc@gmail.com
- - -	Northern Nevada PAK American Association	- - -	817-714-5828	nnpaa@outlook.com
<b>Evan Louie</b>	OCA Las Vegas	- - -	702-286-9678	duy@acdcnv.org
<b>Duy Nguyen</b>	OneAPIA NV	Executive Director	702.286.9678 m	Duy@oneapianevada.org
<b>Dr. Dan Fabito</b>	Phil-Am Association of Nevada (PAAN)	President	702-622-2974	danielfab@cox.net
<b>Doris Bauer</b>	Philippine Nurses Association of Nevada	President	- - -	info@mysite.com
<b>Zhan Okuda Lim</b>	Public Education Foundation	- - -	- - -	- - -
<b>Salve Edelman</b>	Rising Asian Pacific Americans Coalition for Diversity (RAPACD)	- - -	702-418-8968	- - -
<b>Raja Majid</b>	Shiraz Indian Restaurant	Owner	702-505-7680	- - -
<b>Paul Padda</b>	South Asian Bar Association	President	702-776-5670	- - -
<b>Ajay Dayal</b>	South Asian Chamber of Commerce	- - -	702-203-7950	ajay@thequantifiedgroup.com
<b>Fayyaz Raja</b>	South Asian Political Network Alliance	- - -	702-321-4512	kfraja@cox.net
<b>John Licas</b>	Southern Nevada Asian Pacific Islander Queer Society (SNAPIQS)	President	623-845-2890	- - -
<b>Sanje Sedera</b>	Sri Lanka America Association of Las Vegas	Political Outreach	702-461-8655	sanje@zenithrealtygroup.com
<b>Mugunth Vaithyalingam</b>	Sri Lanka America Association of Las Vegas	President	702-920-6683	vmugunth@gmail.com
<b>Dan Santos</b>	Teachers for America	Program Continuum Associate	224-381-4379	dcsantos9@gmail.com
<b>Swadeep Nigm</b>	VegasDesi	Editor	702-580-4499	swadeepngop@yahoo.com
<b>Ruben D'Silva</b>	South Asian Young Professionals	President	- - -	- - -

# AAPICC COMMISSION SUMMARY RESULTS SUMMARY

Below is a breakdown of data from the **321** surveys processed through SurveyHero. Out of the 321 surveys, **171** (53%) were manually entered. All other surveys (**150**) were completed online.

## TOP 10 ZIP CODES & COUNT

89113 (n=21); 89139 (n=18); 89148 (n=18); 89147 (n=17); 89183 (n=15); 89103 (n=12) 89119 (n=11); 89121 (n=10); 89123 (n=10); 89146 (n=10)

## GENDER

Male (n=136); Female (n=185)

## MARITAL STATUS

Single (n=150), Married (n=138); Divorced (n=18); Separated (n= 4); Widow/Widower (n= 11)

## AVERAGE AGE (in years)

42 years of age

## EDUCATIONAL ATTAINMENT

Less than High School (n=4); High School Diploma/GED (n=23); Some College (n=51); Associate's Degree (n=28); Bachelor's Degree (n=161) Graduate or Professional Degree (n=49); Trade School (n=5)

## EMPLOYMENT STATUS

Employed (n=185); Unemployed (n=39); Retired (n=49); Student (n=51); Business Owner (n=31); Active U.S. Military Service (n=2)

## ANNUAL INCOME

Less than \$25,000 (n=100); \$25,000-\$29,999 (n=33); \$30,000-\$39,999 (n=37); \$40,000-\$49,999 (n=31); \$50,000-\$59,999 (n=31); \$60,000-\$74,999 (n=32); \$75,000-\$99,999 (n=28); \$100,000-\$149,999 (n=15); \$150,000-\$199,999 (n=3); \$200,000 or more (n=11)

## HOUSEHOLD MEMBER(S) (HMS)

1 HM (n=69); 2 HMs (n=88); 3-5 HMs (n=147); 6+ HMs (n=17)

## TOTAL HOUSEHOLD INCOME

Less than \$25,000 (n=41); \$25,000-\$29,999 (n=22); \$30,000-\$39,999 (n=16); \$40,000-\$49,999 (n=24); \$50,000-\$59,999 (n=36); \$60,000-\$74,999 (n=41); \$75,000-\$99,999 (n=43); \$100,000-\$149,999 (n=48); \$150,000-\$199,999 (n=28); \$200,000 or more (n=22)

## IMPORTANCE OF PRESERVING CULTURE

- Very Important (n=185); Important (n=94); Somewhat Important (n=32); Not Important (n=10)

# AAPICC COMMISSION SUMMARY RESULTS SUMMARY

## LIST OF SERVICES RECEIVED

**Business Ownership Programs** (Yes=23, No=298); **Education Programs** (Yes=121, No=200); **Elder Care Services** (Yes=22, No=299); **Employment/Job Assistance** (Yes=64, No=257); **Financial Literacy** (e.g., Taxes, Budgeting, Credit Scores, etc.): (Yes=72, No=249); **Health Care/Wellness** (Yes=131, No=190); **Homeownership Programs** (e.g. Down Payment Assistance, etc.): (Yes=41, No=280); **Immigration/Citizenship** (Yes=69, No=252); **Legal Assistance** (Yes=54, No=267); **Parks & Recreation** (including Sports and Entertainment) (Yes=93, No=228); **Public Safety/Law Enforcement** (Yes=71, No=250); **Transportation & Road Safety** (Yes=74, No=247); **Veterans/VA Services** (Yes=29, No=291); **Welfare & Social Services** (Yes=73, No=248); **Other Service Not Listed** (n=20): Cultural dance, language, genealogy; Civil rights department of education; N/A (n=4); Public Housing; Animal Services; Young Professionals Mentorship; Cultural Awareness and Education; Social Security Disability Services; Pandemic Health Fund; Fellowship; Public Information Service (e.g, Hotline, Alert Warnings); Public Assistance; DVA; Housing; Financial Planning; None.

## SERVICES RANKING

**Education Programs** (Rank=1); **Health Care/Wellness** (Rank=2); **Employment/Job Assistance** (Rank=3); **Elder Care Services** (Rank=4); **Financial Literacy** (Rank=5); **Business Ownership Programs** (Rank=6); **Public Safety/Law Enforcement** (Rank=7); **Homeownership Programs** (Rank=8); **Legal Assistance** (Rank=9); **Welfare & Social Services** (Rank=10); **Immigration/Citizenship** (Rank=11); **Transportation & Road Safety** (Rank=12); **Parks & Recreation** (Rank=13); **Veterans/VA Services** (Rank=14); **Other Service Not Listed**: (Rank=15): We Need More Translation Services; Student Loan Assistance; Public Housing; Animal Services; Young Professionals Mentorship; Cultural Awareness Education; Social Security Disability Services; Fellowship; Cultural; Public Assistance; Political Awareness; Political Representation; Environmental Services; Literature; None; Civic Education.

## ETHNICITY RESPONDENTS IDENTIFIED WITH

**American Samoan** (n=1); **American, Thai** (n=1); **Asian** (n=85); **Asian American, Filipino American** (n=1); **Asian Filipino** (n=24); **Asian, Filipino American** (n=1); **Asian, Japanese** (n=1); **Asian, Laotian and Cambodian** (n=1); **Asian, Mongolian** (n=1); **Bhutanese, Asian** (n=3); **Bisaya** (n=1); **Chinese** (n=20); **Chinese, Filipino** (n=1); **Chinese, Korean** (n=1); **East Asian** (n=1); **European** (n=1); **Filipino** (n=63); **Filipino American** (n=2); **Filipino, Asian** (n=1); **Filipino, Chinese** (n=1); **Filipino, Hawaiian** (n=1); **Filipino, Portuguese, Islander** (n=1); **Hawaiian** (n=16); **Hawaiian, Asian** (n=1); **Hawaiian Chinese** (n=1); **Hawaiian, Japanese, Chinese** (n=1); **Hawaiian, Samoan** (n=1); **Indian** (n=2); **Japanese** (n=24); **Japanese (Okinawan)** (n=1); **Japanese American** (n=1); **Japanese Castilian, Caucasian American** (n=1); **Japanese, Chinese** (n=1); **Japanese, Hawaiian** (n=1); **Kanaka Maoli** (n=2); **Korean** (n=6); **Korean American** (n=1); **Multiracial** (n=1); **N/A** (n=1); **Native Hawaiian** (n=2); **Native Hawaiian, German** (n=1); **Okinawa American** (n=1); **Okinawan** (n=3); **Pacific Islander** (n=6); **Pacific Islander, Filipino** (n=3); **Samoan** (n=4); **Singaporean, Malaysian** (n=1); **Taiwanese** (n=6); **Taiwanese American** (n=1); **Thai** (n=1); **Thai Lao** (n=1); **Vietnamese** (n=12); **Vietnamese American** (n=2); **West Indian** (n=1); **White, Japanese** (n=1).

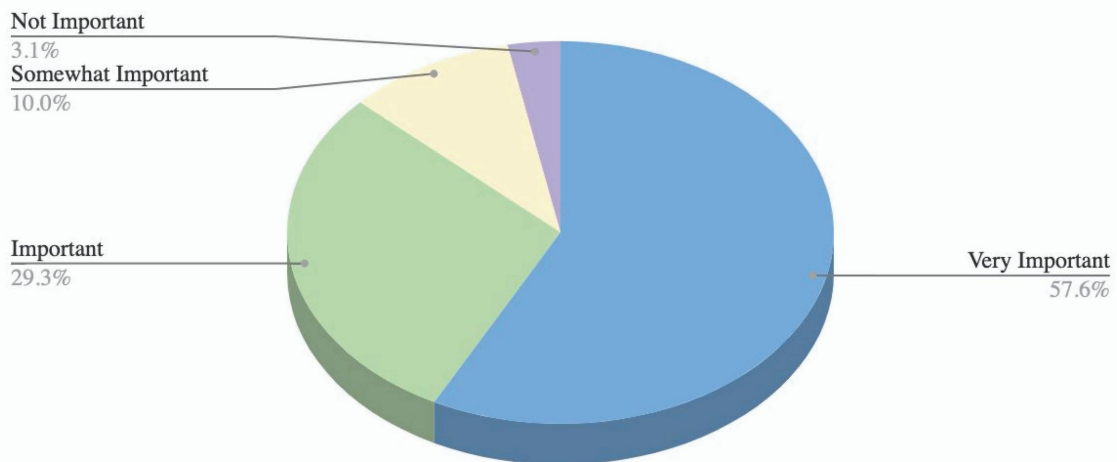
# AAPICC COMMISSION SUMMARY RESULTS SUMMARY

## LANGUAGE(S) SPOKEN AT HOME

American (n=1); Bisaya (n=1); Blank (n=1); Cantonese (n=7); Cantonese, Mandarin (n=1); Chinese (n=24); Chinese, English (n=7); Chinese, Mandarin (n=2); English (n=116); English, Bicol (a dialect of Tagalog) (n=2); English, Cantonese (n=1); English, Cantonese, Shanghainese, Mandarin (n=1); English, Cebuano (n=1); English, Filipino (n=5); English, German, Tagalog (n=2); English, Hawaiian (n=2); English, Hindi (n=1); English, Hokkien, Touchen, Mandarin (n=1); English, Japanese (n=2); English, Lao (n=1); English, Mandarin (n=1); English, Mongolian (n=1); English, Pampango, Tagalog (n=1); English, pidgin (n=2); English, Pidgin, Hawaiian (n=1); English, Samoan (n=2); English, Samoan, Spanish (n=1); English, Tagalog (n=20); English, Tagalog, Kapampangan (n=2); English, Vietnamese (n=3); English, Vietnamese (Southern dialect) (n=1); Filipino, English (n=1); Filipino, Ilocano (n=1); Hawaiian, Pidgin, English (n=1); Hindi Punjabi (n=1); Illongo, English (n=1); Ilocano, English (n=2); Ilocano, Tagalog, Kapampangan (n=1); Illongo, English, Laos (n=1); Indonesian (n=1); Japanese (n=3); Japanese, English (n=1); Japanese, Okinawan (n=1); Kapampangan, Filipino (n=1); Korean (n=7); Korean, English (n=1); Mandarin (n=15); Mandarin, Chinese (n=1); Mandarin, Chinese, Cantonese (n=1); Mandarin, English (n=2); Mandarin, Tawainese, English (n=1); N/A (n=1); Nepali (n=6); Nepali, English (n=1); Non provided (n=1); Pidgin, English (n=1); Samoan (n=1); Tagalog (n=12); Tagalog, Bisaya (n=1); Tagalog, English (n=20); Tagalog, English, Kapampangan (n=1); Tagalog, Filipino (n=1); Tagalog, Ilocano (n=1); Tagalog, Ilocano, English (n=1); Tagalog, Visaya, Waray (n=1); Telugu, Hindi, English (n=1); Vietnamese (n=10); Vietnamese (Central), English (n=1); Vietnamese, English (n=1); Visayan (n=1)

## IMPORTANCE OF PRESERVING CULTURE

AAPI Survey Questionnaire





# AAPICC COMMISSION RECOMMENDATIONS

## BACKGROUND

The Asian American Pacific Islander Community Commission makes the following recommendations based on social and economic information collected within the AAPI Research forms, and from the top five (5) services ranked by the AAPI Survey Questionnaire respondents. These are: *Education Program* (#1); *Health Care/Wellness* (#2); *Employment/Job Assistance* (#3); *Elder Care Services* (#4); and *Financial Literacy* (#5).

## RECOMMENDATIONS

### **I. CREATE A CLARK COUNTY HANDBOOK FOR AAPI COMMUNITY.**

With about 11% and growing of AAPI population in the State, a resident handbook is essential to the AAPI community for the following reasons (this handbook would be translated into the native language for each AAPI community):

1. Provides the AAPI community with information about available services and resources within the county.
2. Ensures understanding and compliance with county and state laws.
3. Communicates to residents what is expected of the AAPI community.
4. Educates AAPI residents and prospective residents about what they need to know when doing business within the county.
5. Showcases the benefits and advantages of living in the county.
6. Provides vital information about the community and where they can turn for help.
  - a) Example: Creating a "Clark County Royal Pages - Directory of Programs and Services for the Senior and Disabled Population" that could be made available in multiple AAPI languages.

### **II. CREATE A NEW POSITION: Clark County AAPI Liaison Officer.**

Having an in-house Liaison could significantly improve the provision of services to the different ethnic communities in Clark County. Additionally, the Liaison Officer would perform the following duties:

1. Act as a positive representation of the county to the AAPI community.
2. Proactively develop and foster relationships with the AAPI community and other entities.
3. Collaborate and communicate successfully with the community and its businesses.
4. Work with other county staff members to develop a greater understanding of the community and any issues that arise.
5. Provide authoritative findings, guidance, and recommendations on county-wide programs.
6. Monitor, coordinate, and communicate the strategic objectives of the county to the AAPI community.
7. Provide education, training, and outreach to county staff and the public on important topics and holidays related to AAPI communities such as:
  - a) The Model Minority Myth, May Day, Aki Matsuri, Independence days, etc.
8. Educate the public about available resources, such as affordable healthcare options, etc.
9. Conduct AAPI Outreach
  - a) Many members of the AAPI community struggle to access various resources and amenities provided by the county due to language barriers.
10. Provide data disaggregation for the AAPI community
  - a) Aggregated data only provides "surface-level" information about the AAPI communities.
  - b) Members of the Community Commission struggled to find public information on demographic data related to specific AAPI communities.
  - c) Work with individual county agencies and/or departments to identify limitations and challenges to obtaining key demographic data and identify ways to overcome these limitations.
  - d) Work with the county to research the possibility of creating a data disaggregation pilot program.





# AAPICC COMMISSION RECOMMENDATIONS

### **III. INCREASE AAPI REPRESENTATION IN THE WORKFORCE**

Identify what is currently being done to attract AAPI employees and work with other county departments to provide additional outreach to potential AAPI employees.

### **IV. HAVE AN AAPI COMMUNITY OR CULTURAL CENTER SO THAT ALL RESOURCES FOR THE MULTIPLE AAPI COMMUNITIES CAN BE ACCESSED IN ONE PLACE AND WHERE THEIR ETHNIC CULTURE CAN BE PRESERVED AND PROMOTED**

- A. Based on the AAPI survey results, 87% of the respondents consider the importance of preserving and promoting their ethnic culture.
- B. Better AAPI outreach programs by way of regular or periodic community service events, job fairs, seminars/workshops, cultural events, in coordination with organizations & community leaders of the various AAPI ethnic communities in the county.

- End of Recommendations -

## **Donation Report:**

Clark County Code Section 3.64.040 requires that the Asian-American and Pacific Islander Community Commission (AAPICC) prepare and submit a report of the findings of their research and recommendations to address identified needs. The report must be submitted to the Clark County Board of County Commissioners (County Commission). Moreover, CCC Section 3.64.060 requires that the report include a detailed summary of all donations received and how the donations were utilized by the AAPICC.

### **Overview:**

The County Commission is authorized to receive by donation any property and for the use and benefit of the County pursuant to NRS 244.270.

At the September 3, 2019 County Commission meeting, the County Commission authorized the County Manager to accept donations in an amount not to exceed \$1,000 in monetary or personal property donations for the AAPICC. A copy of the resolution is attached to this report for reference.

All donations of every nature: a) must directly benefit the work of the AAPICC; b) must not require special or extraordinary storage, maintenance, or installation expense to the County and cannot entail an adjustment to the County budget; and c) must be donated for lawful purpose which the County and the AAPICC are authorized by law to perform. The County Manager shall not accept donations with any special conditions specified by the donor.

Individual monetary or personal property donations exceeding \$1,000 in amount shall be placed before the County Commission for approval at a regularly scheduled meeting. Individual monetary donations must be either by cash or check. Donations of personal property must be in good condition and acceptable by the AAPICC.

Pursuant to the resolution adopted in September 2019, the County Manager is required to present a quarterly report to the County Commission as to all donations accepted by the County Manager for that quarter. The report shall list each donation, including those previously accepted at a regularly scheduled meeting of the County Commission, the monetary amount or reasonable fair market value, the name of the donor unless anonymous, and the designated purpose. As of July 2020, the County Manager has submitted three (3) quarterly donation reports to the County Commission. Copies of such agenda items are attached to this report for reference.

Expenditures must be used to directly benefit the AAPICC pursuant to CCC Section 3.64.040. Expenditures are subject to and must comply with the Clark County Fiscal Directives. The fund for the AAPICC will be reconciled no less than once per month. Furthermore, the fund will be audited periodically, and all records must be kept in accordance with state law and County records retentions schedules.

In the event that it appears that donations will remain unspent at the conclusion of the Commission’s work, the Commission shall make a recommendation to the County Commission for the disposal of such funds.

**Summary of Donations:**

The following is a summary of the donations that the County Manager has accepted on behalf of the AAPICC. These donations were received between October 2019 and June 2020.

<b>Donor</b>	<b>Type of Donation</b>	<b>Purpose</b>	<b>Estimated Value</b>
Tick Segerblom	Business Cards.	Business Cards for AAPICC Members.	\$649.50
Tuan Pham	SurveyHero.Com Paid Plan. (February 2020 Donation)	To conduct the AAPICC survey.	\$35.00
Tuan Pham	SurveyHero.Com Paid Plan. (March 2020 Donation)	To conduct the AAPICC survey.	\$35.00
Asian-American Community Development Council (ACDC)	Printed Surveys.	To conduct the AAPICC survey.	\$500.00
Fresh Printz of Nevada	Printed Surveys.	To conduct the AAPICC survey.	\$400.00
Tuan Pham	SurveyHero.Com Paid Plan. (April 2020 Donation)	To conduct the AAPICC survey.	\$35.00
Tuan Pham	SurveyHero.Com Paid Plan. (May 2020 Donation)	To conduct the AAPICC survey.	\$35.00
Tuan Pham	SurveyHero.Com Paid Plan. (June 2020 Donation)	To conduct the AAPICC survey.	\$35.00
<b>Total Estimated Value:</b>			<b>\$1,724.50</b>

**CLARK COUNTY BOARD OF COMMISSIONERS  
AGENDA ITEM**

<b>Petitioner:</b> Yolanda T. King, County Manager
<b>Recommendation:</b>  <b>Approve, adopt, and authorize the Chair to sign a resolution authorizing the County Manager to accept donations for the Asian-American Pacific Islanders Community Commission in an amount not to exceed \$1,000 in monetary or personal property donations for the benefit of the Asian-American Pacific Islanders Community Commission. (For possible action)</b>

**FISCAL IMPACT:**

Fund #:	N/A	Fund Name:	N/A
Fund Center:	N/A	Funded PGM/Grant:	N/A
Amount:	N/A		
Description:	N/A		
Additional Comments:	N/A		

**BACKGROUND:**

The Asian-American Pacific Islanders Community Commission (Commission) was re-established at the July 16, 2019 Board of County Commissioners (Board) meeting. Among its duties, the Commission is required to conduct a feasibility study regarding the creation of an Asian Cultural Center and identify the needs of the various Asian-American communities. The Commission is required to prepare a detailed report of its work by June 30, 2020, including a detailed summary of all donations received and how the donations were utilized by the Commission.

The Board is authorized to receive by donation any property for the use and benefit of the County pursuant to NRS 244.270. Small donations are time consuming and costly to present to the Board. It is recommended that the County Manager be authorized to accept donations in an amount not to exceed \$1,000 in monetary or personal property donations for the Commission. Items accepted are not to require special or extraordinary storage, maintenance, or installation. Donations must also directly benefit the work of the Commission and be acceptable by the Commission.

The County Manager shall present a quarterly report to the Board listing the donations received and their value as estimated by the donor. Individual donations valued at more than \$1,000 in personal property or monetary donations will be presented to the Board at a regularly scheduled meeting.

This resolution is similar to the ones authorized for various County departments and has been reviewed by the Clark County District Attorney's Office.

**APPROVED AS RECOMMENDED**

Cleared for Agenda  
**9/3/2019**  
Agenda Item #  
**45.**

**RESOLUTION FOR THE  
ASIAN-AMERICAN PACIFIC ISLANDERS COMMUNITY COMMISSION  
TO ACCEPT DONATIONS**

**WHEREAS**, the Board of County Commissioners of the County of Clark, State of Nevada, is authorized to receive by donation any property for the use and benefit of the County pursuant to NRS 244.270; and

**WHEREAS**, the Asian-American Pacific Islanders Community Commission (Commission) was re-established at the July 16, 2019 Board of County Commissioners meeting; and

**WHEREAS**, among its duties, the Commission is required to conduct a feasibility study regarding the creation of an Asian Cultural Center and identify the needs of the various Asian-American Pacific Islander communities; and

**WHEREAS**, Clark County Code Section 3.64.040 authorizes the Commission to accept donations as authorized by the Board of County Commissioners to meet the research needs identified, as well as to host a resource conference and to conduct the feasibility study associated with the creation of an Asian Cultural Center; and

**WHEREAS**, Clark County Code Section 3.64.060 requires the Commission to prepare a detailed report of its work by June 30, 2020, including a detailed summary of all donations received and how the donations were utilized by the Commission.

**NOW, THEREFORE, BE IT RESOLVED**, that the County Manager is hereby authorized to accept donations of money or personal property made for the benefit of the Commission provided as follows:

1. All donations of every nature:
  - a. Must directly benefit the work of the Commission;
  - b. Must not require special or extraordinary storage, maintenance, or installation expense to the County and cannot entail an adjustment to the County budget; and
  - c. Must be donated for a lawful purpose which the County and the Commission are authorized by law to perform.
2. Individual monetary or personal property donations exceeding \$1,000 in amount shall be placed before the Board of County Commissioners for approval at a regularly scheduled meeting. Individual monetary donations must be either by cash or check. Donations of personal property must be in good condition and acceptable by the Commission.
3. The County Manager shall not accept donations with any special conditions specified by the donor.
4. The County Manager shall present a quarterly report to the Board of County Commissioners as to all donations accepted by the County Manager for that quarter. The report shall list for each donation, including those previously accepted at a regularly scheduled meeting of the

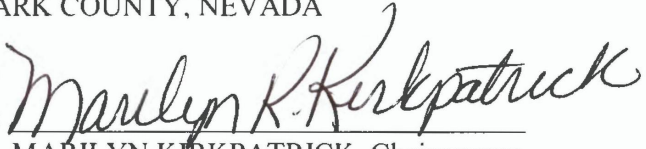
Board of County Commissioners, the monetary amount or reasonable fair market value, the name of donor unless anonymous, and the designated purpose.

5. Expenditures must be used to directly benefit the Commission pursuant to Clark County Code Section 3.64.040. Expenditures are subject to, and must comply with Clark County Fiscal Directives. The fund for the Commission will be reconciled no less than once per month. Furthermore, the fund will be audited periodically and that all records must be kept in accordance with state law and County records retention schedules.
6. In the event that it appears that donations will remain unspent at the conclusion of the Commission's work, the Commission shall make a recommendation to the Board of County Commissioners for the disposal of such funds.


**PASSED, ADOPTED, AND APPROVED** this 3rd day of September 2019.

BOARD OF COUNTY COMMISSIONERS  
CLARK COUNTY, NEVADA

BY:

  
Marilyn Kirkpatrick, Chairwoman

ATTEST:

  
LYNN GOYA, County Clerk

**CLARK COUNTY BOARD OF COMMISSIONERS  
AGENDA ITEM**

**Petitioner:** Yolanda T. King, County Manager

**Recommendation:**

**Receive a report of the donations accepted by the Clark County Asian-American Pacific Islanders Community Commission (AAPICC) from October 1, 2019 through December 31, 2019, for the use and benefit of the AAPICC. (For possible action)**

**FISCAL IMPACT:**

Fund #:	N/A	Fund Name:	N/A
Fund Center:	N/A	Funded PGM/Grant:	N/A
Amount:	N/A		
Description:	N/A		
Additional Comments:	N/A		

**BACKGROUND:**

At the September 3, 2019, Clark County Board of County Commissioners (County Commission) meeting, the County Commission authorized the County Manager to accept donations in an amount not to exceed \$1,000 in monetary or personal property donations for the Asian-American Pacific Islanders Community Commission (AAPICC). Items accepted are not to require special or extraordinary storage, maintenance, or installation. Donations must also directly benefit the work of the AAPICC and be acceptable by the AAPICC.

The County Manager is required to present a quarterly report to the County Commission listing the donations received and their value as estimated by the donor. Individual donations valued at more than \$1,000 in personal property or monetary donations are required to be presented to the County Commission at a regularly scheduled meeting.

Per the resolution, the donation report below details the monetary amount or reasonable fair market value, the name of the donor unless anonymous, and the designated purpose. No individual donations valued at more than \$1,000 in personal property or monetary donations were accepted.

Report of Donations Accepted for the Fourth Quarter of Calendar Year 2019

Donor	Type of Donation	Purpose	Estimated Value
Tick Segerblom	Business Cards	Business Cards for AAPICC Members	\$649.50

Total Estimated Value: \$649.50

**APPROVED AS RECOMMENDED**

Cleared for Agenda

1/7/2020

Agenda Item #

42.



# Fresh Printz of Nevada

4601 W. Sahara Ave. Ste. J  
 Las Vegas, NV 89102  
 Office: (702) 451-0111 • Fax: (702) 257-2797  
 info@freshprintznv.com • www.freshprintznv.com

# INVOICE

Date	Invoice #
11/8/2019	8037

Bill To	Ship To / Received By
Commisioner Tick Segerblom	

**PAID**  
**11/08/2019**

P.O. Number	Terms	Rep	Ship / Pickup	Via	F.O.B.	Order By
	Due on receipt		11/8/2019			

No.	Description	Quantity	Price E...	Amount
1	3.5"x2" Business Cards 4/0 linen material 500 each name: Allen, Arlene, Arun, Craig, Daniel, Divya, Dorinda, Fayyaz, Jeannie, Margie, Rica, Sharifa, Sonny, Tuan, Vida	15	40.00	600.00T

<b>Thank you for your business.</b>  <i>Non-payment of current charges may result in an additional Monthly service charge of 3% and/or withdrawal of credit privileges. In the event it is necessary to engage outside representation and legal action becomes necessary, the customer will be responsible for reasonable collection and/or attorneys fees on the collection of this invoice.</i>	Subtotal	\$600.00
	Sales Tax (8.25%)	\$49.50
	Total	\$649.50
	Payments/Credits	-\$649.50
	<b>Balance Due</b>	<b>\$0.00</b>



**CLARK COUNTY BOARD OF COMMISSIONERS  
AGENDA ITEM**

<b>Petitioner:</b> Yolanda T. King, County Manager
<b>Recommendation:</b>  <b>Receive a report of the donations accepted by the Clark County Asian-American Pacific Islanders Community Commission (AAPICC) from January 1, 2020 through March 31, 2020, for the use and benefit of the AAPICC. (For possible action)</b>

**FISCAL IMPACT:**

Fund #:	N/A	Fund Name:	N/A
Fund Center:	N/A	Funded PGM/Grant:	N/A
Amount:	N/A		
Description:	N/A		
Additional Comments:	N/A		

**BACKGROUND:**

At the September 3, 2019, Clark County Board of County Commissioners (County Commission) meeting, the County Commission authorized the County Manager to accept donations in an amount not to exceed \$1,000 in monetary or personal property donations for the Asian-American Pacific Islanders Community Commission (AAPICC). Items accepted are not to require special or extraordinary storage, maintenance, or installation. Donations must also directly benefit the work of the AAPICC and be acceptable by the AAPICC.

The County Manager is required to present a quarterly report to the County Commission listing the donations received and their value as estimated by the donor. Individual donations valued at more than \$1,000 in personal property or monetary donations are required to be presented to the County Commission at a regularly scheduled meeting.

Per the resolution, the attached donation report details the monetary amount or reasonable fair market value, the name of the donor unless anonymous, and the designated purpose. No individual donations valued at more than \$1,000 in personal property or monetary donations were accepted.

**APPROVED AS RECOMMENDED**

Cleared for Agenda

**4/21/2020**

Agenda Item #

**52.**

<b>Report of Donations Accepted for the First Quarter of Calendar Year 2020</b>			
<b>Donor</b>	<b>Type of Donation</b>	<b>Purpose</b>	<b>Estimated Value</b>
Tuan Pham	SurveyHero.Com Paid Plan. (February 2020 Donation)	To conduct the AAPICC survey.	\$35.00
Tuan Pham	SurveyHero.Com Paid Plan. (March 2020 Donation)	To conduct the AAPICC survey.	\$35.00
Asian-American Community Development Council (ACDC)	Printed Surveys.	To conduct the AAPICC survey.	\$500.00
Fresh Printz of Nevada	Printed Surveys.	To conduct the AAPICC survey.	\$400.00
<b>Total Estimated Value:</b>			<b>\$970.00</b>

**CLARK COUNTY BOARD OF COMMISSIONERS  
AGENDA ITEM**

**Petitioner:** Yolanda T. King, County Manager

**Recommendation:**

**Receive a report of the donations accepted by the Clark County Asian-American Pacific Islanders Community Commission (AAPICC) from April 1, 2020 through June 30, 2020, for the use and benefit of the AAPICC. (For possible action)**

**FISCAL IMPACT:**

Fund #:	N/A	Fund Name:	N/A
Fund Center:	N/A	Funded PGM/Grant:	N/A
Amount:	N/A		
Description:	N/A		
Additional Comments:	N/A		

**BACKGROUND:**

At the September 3, 2019 Clark County Board of County Commissioners (County Commission) meeting, the County Commission authorized the County Manager to accept donations in an amount not to exceed \$1,000 in monetary or personal property donations for the Asian-American Pacific Islanders Community Commission (AAPICC). Items accepted are not to require special or extraordinary storage, maintenance, or installation. Donations must also directly benefit the work of the AAPICC and be acceptable by the AAPICC.

The County Manager is required to present a quarterly report to the County Commission listing the donations received and their value as estimated by the donor. Individual donations valued at more than \$1,000 in personal property or monetary donations are required to be presented to the County Commission at a regularly scheduled meeting.

Per the resolution, the donation report attached details the monetary amount or reasonable fair market value, the name of the donor unless anonymous, and the designated purpose. No individual donations valued at more than \$1,000 in personal property or monetary donations were accepted.

**APPROVED AS RECOMMENDED**

Cleared for Agenda

7/21/2020

Agenda Item #

53.

<b>Report of Donations Accepted for the Second Quarter of Calendar Year 2020</b>			
<b>Donor</b>	<b>Type of Donation</b>	<b>Purpose</b>	<b>Estimated Value</b>
Tuan Pham	SurveyHero.com Paid Plan (April 2020 Donation)	To conduct the AAPICC survey.	\$35.00
Tuan Pham	SurveyHero.com Paid Plan (May 2020 Donation)	To conduct the AAPICC survey.	\$35.00
Tuan Pham	SurveyHero.com Paid Plan (June 2020 Donation)	To conduct the AAPICC survey.	\$35.00
<b>Total Estimated Value:</b>			<b>\$105.00</b>

**-End of Donations Report-**

END OF REPORT